

Learn by Doing

Choice Planting Seeds

Help children experience the joy of sowing seeds. Choose healthy seeds that are large enough to watch as they sprout and grow. A choice of growing methods is included in *Plant Seeds* (p. 2). Directions for helping the seeds to grow at home are provided in the *Parent Notes* on p. 3.



1. What do seeds need to grow? (water, light, heat and good soil) Discuss ways in which each of these things helps the seeds to grow.
2. What happens if seeds only have some of these things? (They may start to grow but later on they may wither and die.)
3. The Lord plants “seeds” of truth from His Word in our minds. What do these seeds need so they can grow strong in our minds? (We must work on having loving attitudes and developing good habits, such as reading the Word, praying, putting others first, *etc.*)
4. Today we will be planting seeds. (Follow directions for your chosen method from *Plant Seeds* on p. 2).
5. Discuss where the seeds should be placed at home so they can have light, heat and water to grow.

Materials Needed

Supplies will vary depending on which planting method you choose from *Plant Seeds* p. 2.

Prepare in Advance

Purchase seeds and gather supplies. Note: some seeds, e.g. beans, will germinate faster if soaked overnight.

New Church Concept Good Made Fruitful

Goodness continually flows in from the Lord. But when it comes through the inner or spiritual person to the outer or natural person, it is there either perverted, turned back, or suffocated. But when the things which belong to the love of self and love of the world are removed from the outer person, then goodness is received there and is made fruitful. See *Arca-na Coelestia* 3147.2

Plant Seeds

Witness the miracle of growing plants from seed. Choose seeds that sprout easily such as sunflowers, beans, pumpkins, radishes, tomatoes, lettuce, spinach or wild flowers. Choose fresh seeds since older seeds do not always germinate successfully. Select a planting method from the choices below. Note that some seeds, such as beans, will germinate faster if they are soaked overnight before planting.

Clear Plastic Cup, Glass Jar or Plastic Bag

Plant seeds in a clear container so children can watch the roots and shoots grow.

Supplies Needed

- clear plastic cup or glass jar for each child
- large seeds such as beans, sunflower seeds, pumpkins (soak ahead of time to speed up germination)
- paper towels
- newspaper to crumple
- water
- scissors



Directions

1. Line the inside of a cup or jar with a paper towel. Trim to top of cup using scissors.
2. Crumple newspaper. Put 1-2” (3-5cm) inside the center of the cup to keep the paper towel up.
3. Place seeds between the jar and the paper towel so they are visible on the outside of the jar.
4. Add water—enough to be absorbed by the paper towel, but not so much that the seeds are soaking.
5. Send the completed project home with a *Parent Note* (p. 3) with directions to care for the seeds at home.

Egg Carton, Yoghurt Carton or Disposable Cup

Teach children how to plant seeds in good soil.

Supplies Needed

- section(s) of egg carton, yoghurt carton or disposable cup
- seeds
- potting soil
- water
- spoons to scoop potting soil into cups



Directions

1. Fill sections of your chosen container about half to three-quarters full with potting soil.
2. Give children seeds to plant. (If using egg cartons, you could give children a variety of seeds. Plant each kind of seed in a different section. Recommend that they watch to see which seeds sprout first, are biggest, etc.)
3. Cover the seeds with more soil. Pat down gently.
4. Water. Seeds should be moist but not water-logged.
5. Send the completed project home with a *Parent Note* (p. 3) with directions to care for the seeds at home.

Parent Notes

Make a copy for each child. Hand out as children leave.

PARENT NOTE

Dear Parents,

We are starting to learn about five parables of heaven. Today we learned about the sower. Ask your child what happened to the seeds.

Teachers had a choice of activities for this lesson.


If your child planted seeds, please help him or her place them in a sunny spot and water them. Water enough to be moist, but not soaked.

We will be introducing a new memory verse each week. We encourage you to help your child remember this week's verse by saying it once or twice a day—in the morning, at mealtime, or before bed.

Memory Verse

Whoever hears the word and understands it...bears fruit.

Matthew 13:23



PARENT NOTE

Dear Parents,

We are starting to learn about five parables of heaven. Today we learned about the sower. Ask your child what happened to the seeds.

Teachers had a choice of activities for this lesson.


If your child planted seeds, please help him or her place them in a sunny spot and water them. Water enough to be moist, but not soaked.

We will be introducing a new memory verse each week. We encourage you to help your child remember this week's verse by saying it once or twice a day—in the morning, at mealtime, or before bed.

Memory Verse

Whoever hears the word and understands it...bears fruit.

Matthew 13:23



PARENT NOTE

Dear Parents,

We are starting to learn about five parables of heaven. Today we learned about the sower. Ask your child what happened to the seeds.

Teachers had a choice of activities for this lesson.


If your child planted seeds, please help him or her place them in a sunny spot and water them. Water enough to be moist, but not soaked.

We will be introducing a new memory verse each week. We encourage you to help your child remember this week's verse by saying it once or twice a day—in the morning, at mealtime, or before bed.

Memory Verse

Whoever hears the word and understands it...bears fruit.

Matthew 13:23



PARENT NOTE

Dear Parents,

We are starting to learn about five parables of heaven. Today we learned about the sower. Ask your child what happened to the seeds.

Teachers had a choice of activities for this lesson.

If your child planted seeds, please help him or her place them in a sunny spot and water them. Water enough to be moist, but not soaked.

We will be introducing a new memory verse each week. We encourage you to help your child remember this week's verse by saying it once or twice a day—in the morning, at mealtime, or before bed.

Memory Verse

Whoever hears the word and understands it...bears fruit.

Matthew 13:23

