

## EXPLORING THE TABERNACLE



### ***Tabernacle Cards***

1. Print (or mount) the **Tabernacle Cards** onto cover stock and cut apart.
2. Practice matching each picture card with the name that correctly identifies it.
3. When you can identify all of the picture cards, try one of the following activities.

### ***How Was the Tabernacle Furniture Arranged?***

Print the **Tabernacle Diagram** showing the different parts of the Tabernacle:

*Holy of Holies*

*Holy Place*

*The Outer Court*

Then sort the picture cards, putting the item that rested in the Holy of Holies in that area, the items that belonged in the Holy Place on that part of the diagram, and those that were in the courtyard there.

### ***What Materials Were Used to Build the Tabernacle?***


1. Print the **Materials of the Tabernacle Chart**.
2. The Lord told Moses just how to make the Tabernacle.
3. Read Exodus to find out what materials the Israelites used to build the Tabernacle.
4. Now try to sort the picture cards, arranging them by the type of materials used for each piece. Which of the Tabernacle's furnishings were made of gold (or covered with gold), silver, bronze, wood, cloth, skins, *etc.*

***Note: Some of the pictures may fit into more than one category!***

### ***What Kinds of Artisans Contributed to the Making of the Tabernacle?***

1. Print the **Artisans of the Tabernacle Chart**.
2. The Lord inspired people to do beautiful work as they built the Tabernacle.
3. Read portions of Exodus 35-39 to learn more about the people who made the Tabernacle as the Lord directed Moses.
4. Now try to sort the picture cards, arranging them by the kind of artisan who would have worked on making each piece. Was it a spinner, weaver, wood worker, metal worker, or some other kind of artisan?

**Note:** Some of the pictures may fit into more than one category!



**Ark with Cherubim**



**Two Tables of Stone**



**Laver**



**Table of Showbread**



**Lampstand**



**Boards on the Sides  
of the  
Tabernacle**



**Altar of Burnt Offering**




**Altar of Incense**





**Coverings  
of the  
Tabernacle**



**Curtain  
of the  
Tabernacle**




**Cap of the Posts  
for the  
Outer Court**



**High Priest**

# Tabernacle Diagram



**Note**

This diagram is scaled so that the Tabernacle Picture Cards can be placed in the Holy of Holies, the Holy Place, and in the surrounding

*Materials of the Tabernacle*

<i>Gold</i>	<i>Silver</i>	<i>Bronze</i>	<i>Stone</i>
<i>Wood</i>	<i>Cloth</i>	<i>Skins</i>	<i>Gem Stones</i>

*Artisans of the Tabernacle*

<i>Spinners</i>	<i>Weavers</i>	<i>Embroiderers Making Tapestry</i>	<i>Artistic Designers (Thinkers)</i>
<i>Wood Carvers</i>	<i>Metal Workers</i>	<i>Gem Stone Cutters or Engravers</i>	<i>Other?</i>