

# Learn by Doing

**Choice**

## A Book of Service

The parable of the sheep and the goats gives us six examples of ways we can help the Lord by helping our fellow human beings. While children may not be able to do these activities literally, they can learn the core message—that the Lord wants us to be loving and helpful to our neighbors. This little book can help them remember.

1. Do you know what the word “service” means? It comes from the same root word as “serve”. Can you think of examples of times the word “service” is used?
2. People who fix appliances, heating, or plumbing are called “Service People”. Sometimes men and women who are in the army or another part of the military are referred to as being in “the service”. We also refer to “the police service.” All of these are groups of people who do a job to help others in a specific way. We call worship at church a “service” because it is helpful to people in their spiritual lives.
3. A long time ago someone in the New Church wrote a book called *In the King’s Service* ([www.bitly.com/KingsService](http://www.bitly.com/KingsService)). The story is about a boy who learns to put aside his selfishness and care for others. The King is the Lord, and He calls all of us to be in His service—to be part of the huge group on earth and in heaven who do a special job for Him. We, too, can serve and help the Lord by helping each other.
4. In the parable of the sheep and the goats the Lord gives us examples of how we can serve others. We’ve been learning about these for the past several weeks. Today we are going to make a little book to help remember these kinds of service.
5. Hand out copies of *A Book of Service* (p. 2) and have children identify what is happening in each picture. All the pictures show people engaged in serving the neighbor. Color the pictures.
6. Hand out *Service Book Stages* (p. 3) and follow the instructions.



### Materials Needed for Each Student

*A Book of Service* p. 2, *Service Book Stages* p. 3, scissors, markers or colored pencils

### Prepare in Advance

Review the instructions (p. 3) and/or the video listed on the next page for assembling the book.

### New Church Concept Charity

Anyone who has charity toward the neighbor is moved by an affection for goodness and truth because they come from the Lord, and such a one turns away from evil and falsity because these come from himself. *Arcana Coelestia* 4956

### Video

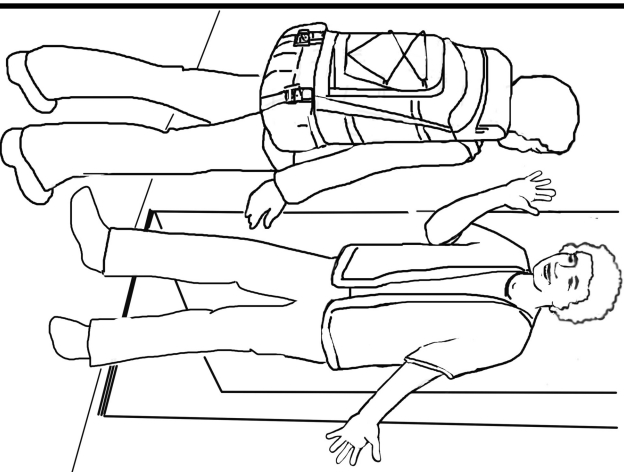
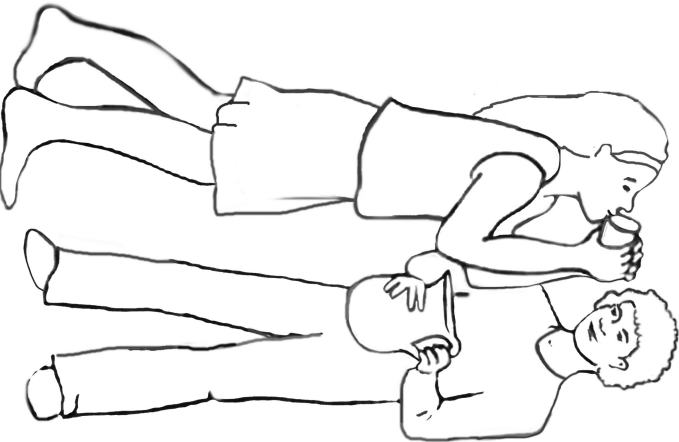

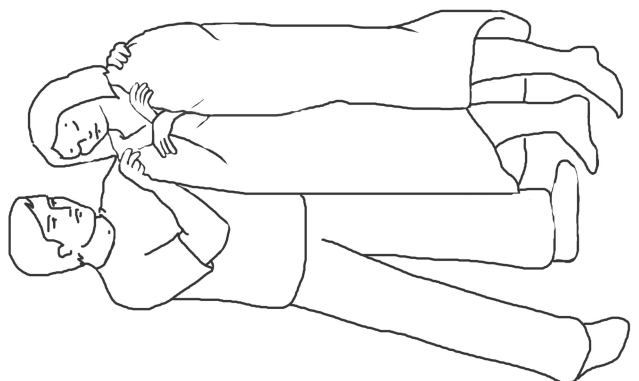
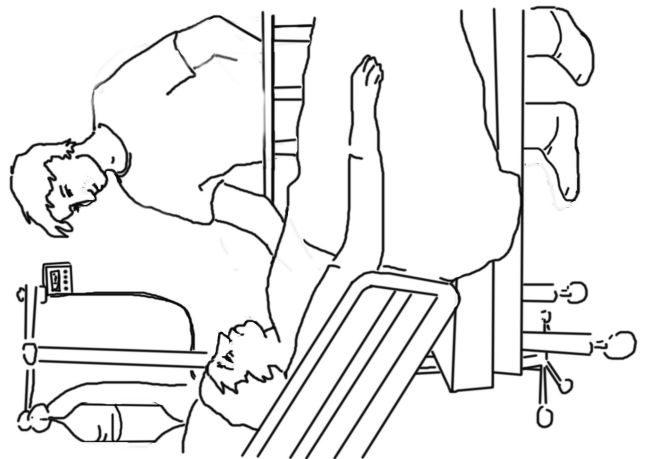
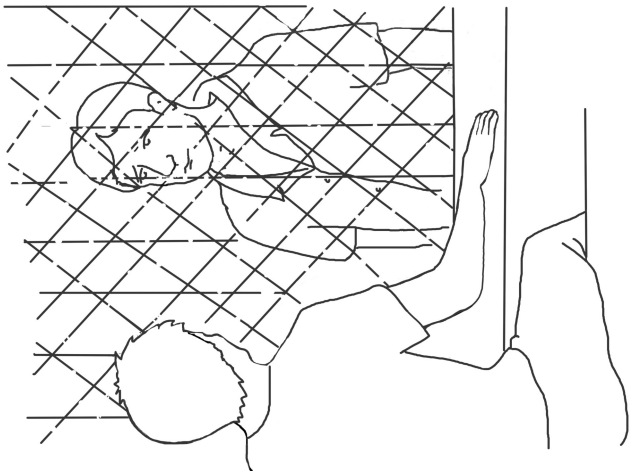
#### Demonstration

View at <https://www.newchurchvineyard.org/resource/video-fold-a-book-from-one-piece-of-paper/>

# Service

of

# A Book

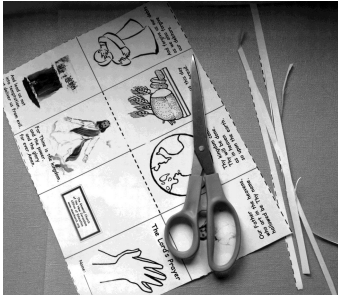


I was hungry and you gave Me food; I was thirsty and you gave Me drink; I was a stranger and you took Me in; I was naked and you clothed Me; I was sick and you visited Me; I was in prison and you came to Me.... Assuredly, I say to you, inasmuch as you did it to the least of these My brethren, you did it to Me.

Matthew 25:35-36,40


## Service Book Stages

1.




Trim page.

2.




Fold in half.

3.




Cut along the dotted part of the line in the middle.

4.




Fold each outside edge of the page in to the center.

5.




Fold the page in half across the middle.

6.




Open the folded paper. Refold the long way. Push the two ends in. The middle opens up on the cut line.

7.



Fold into a book.

8.



Finished book.

See demonstration at <https://www.newchurchvineyard.org/resource/video-fold-a-book-from-one-piece-of-paper/>