

Prodigal Son Puppet Theater

Agnes 7-10

The children will make puppets to act out the story of the prodigal son while the teacher reads it aloud. Use one of the two puppet options provided or choose an alternative method that suits your needs (e.g. finger or sock puppets).



Decide whether the children will make two (father, prodigal son) or three puppets (father, prodigal son, brother). As the children work, help them think about the characters they are creating—the kind of clothes they might be wearing (rich, poor) and their facial expressions (happy, sad, angry).

Stick Figure Puppets

Use the templates provided to create puppet figures. Tape a stick, pencil or cardboard handle to the back of each puppet.

1. Set out materials for creating puppets for each child.
2. Color the figures with crayons or markers. Suggest bold beautiful colors for the father (and older brother) and dull colors for the prodigal son.
3. Tape stick, pencil or stiff cardboard strip to the back of each figure.
4. Once the puppets are finished, invite the children to sit in a circle while you read the *Parable of the Prodigal Son Script* (p. 4). Pause as needed for children to act out the story with their puppets.

Stick Figure Puppets

Materials Needed

Stick Figure Puppets p. 3, *Parable of the Prodigal Son Script* p. 4, crayons or markers, tape, scissors, popsicle sticks, pencils or stiff cardboard strips to make puppet handles

Prepare in Advance

Depending on the age-range and size of your group, you may want to cut the figures out ahead of time.

New Church Concept Repentance

The Lord loves everyone, and wills to be conjoined to them, but He cannot be conjoined as long as the person is in the delight of evil. These delights cannot be removed by the Lord, unless the person examines themselves, acknowledges and confesses their evils before the Lord, and wills to desist from them, and thus perform repentance. See *Apocalypse Revealed* 937:3

Prodigal Son Puppet Theater continued

Paper Bag Puppets

Materials Needed for Each Student

Parable of the Prodigal Son Script p. 4; *Paper Bag Puppet Pieces* p. 5; 2-3 paper lunch bags; crayons or markers; scissors; staplers, glue or tape to attach pieces
optional: yarn for hair, beads or small buttons for eyes

Prepare in Advance

Cut out Paper Bag Puppet Pieces so each student will have enough head and arms to make 2-3 puppets for the father, prodigal son and, optionally, the older brother.
Optional: cut yarn to lengths suitable for hair and beards.

New Church Concept Mercy

The essence of mercy is love. Love itself is converted into mercy and becomes mercy when anyone in need of help is regarded with love or charity. Consequently mercy is the expression of love towards those who are in need. See *Arcana Coelestia* 3063

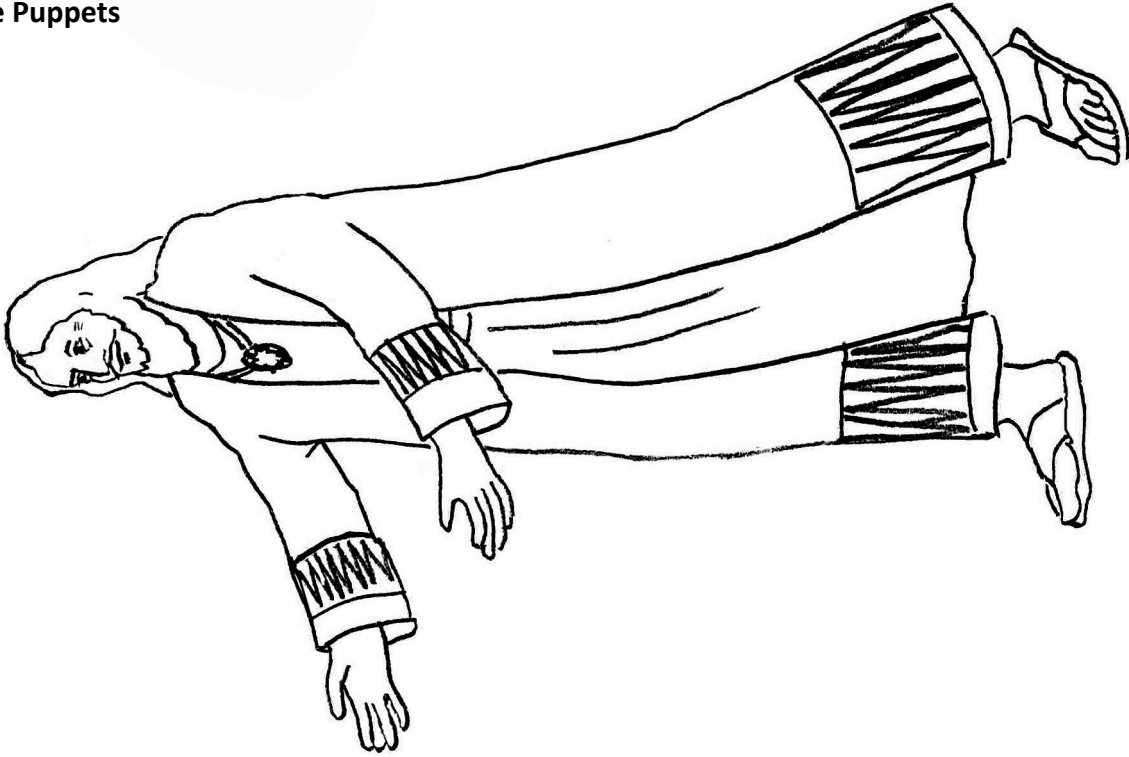
Paper Lunch Bag Puppets

Decide whether the children will make two (father, prodigal son) or three puppets (father, prodigal son, brother). As the children work, help them think about the characters they are creating—the kind of clothes they might be wearing (rich, poor) and their facial expressions (happy, sad, angry).

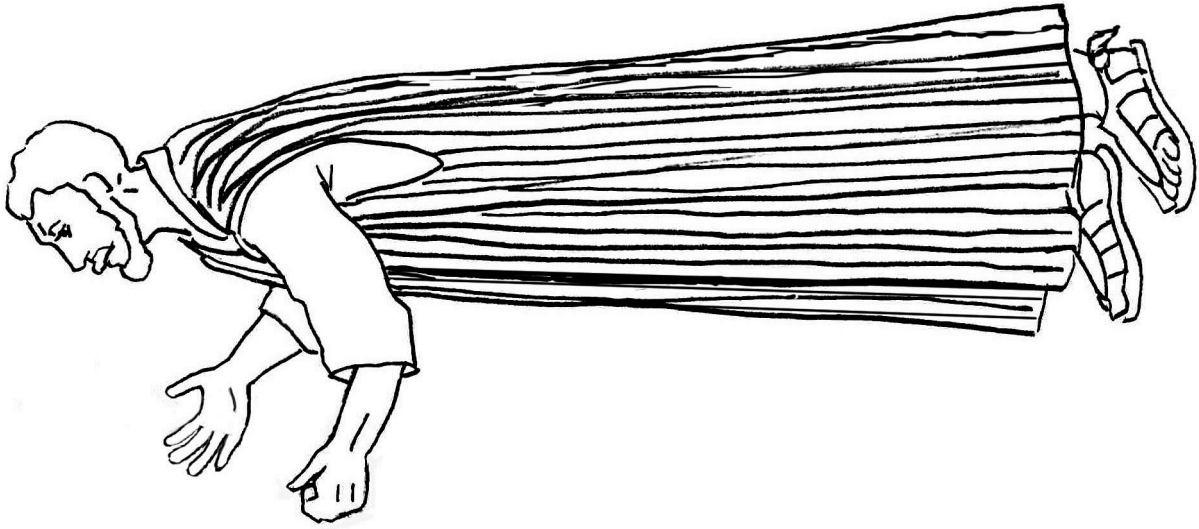
1. Set out puppet materials for each child.
2. Have students draw faces on the heads. As they work on different puppets, ask them how the character might feel (sad, happy, angry). The head with the face already drawn is to give children an idea of where to put the features.
3. *Optional*: glue on eyes, yarn for hair and beards. Allow to dry.
4. Children should place the bags with the bottom side up (and no seam on the front) in front of themselves. Using glue or tape, attach one head on each bag. *Hint*: see picture for placement—the chin should fall just below the edge of the bag.
5. Staple or glue an arm to each side of the bag, right behind the front fold. (See picture.)
6. Using crayons or markers, draw clothing. Use bright colors for the father and older brother, and dull dirty colors for the prodigal son.
7. Once the puppets are finished, invite the children to sit in a circle while you read the *Parable of the Prodigal Son Script* (p. 4). Pause as needed for children to act out the story with their puppets.



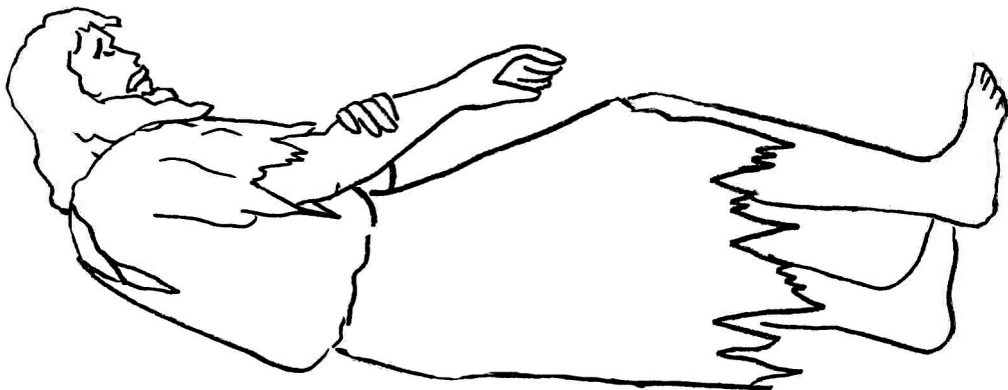
Stick Figure Puppets



Father



Older Son



Prodigal Son

Parable of the Prodigal Son Script

A certain man had two sons. And the younger of them said to his father, 'Father, give me the portion of goods that falls to me.' So he divided to them his livelihood. And not many days after, the younger son gathered all together, journeyed to a far country, and there wasted his possessions with prodigal living.

But when he had spent all, there arose a severe famine in that land, and he began to be in want. Then he went and joined himself to a citizen of that country, and he sent him into his fields to feed swine. And he would gladly have filled his stomach with the pods that the swine ate, and no one gave him anything.

But when he came to himself, he said, 'How many of my father's hired servants have bread enough and to spare, and I perish with hunger! I will arise and go to my father, and will say to him, "Father, I have sinned against heaven and before you, and I am no longer worthy to be called your son. Make me like one of your hired servants."' "

And he arose and came to his father. But when he was still a great way off, his father saw him and had compassion, and ran and fell on his neck and kissed him. And the son said to him, "Father, I have sinned against heaven and in your sight, and am no longer worthy to be called your son."


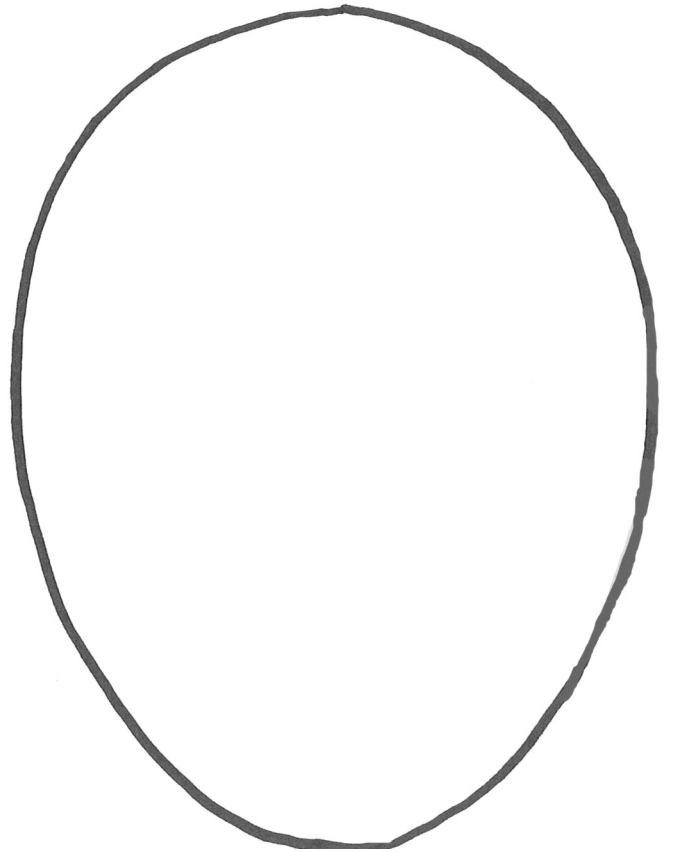
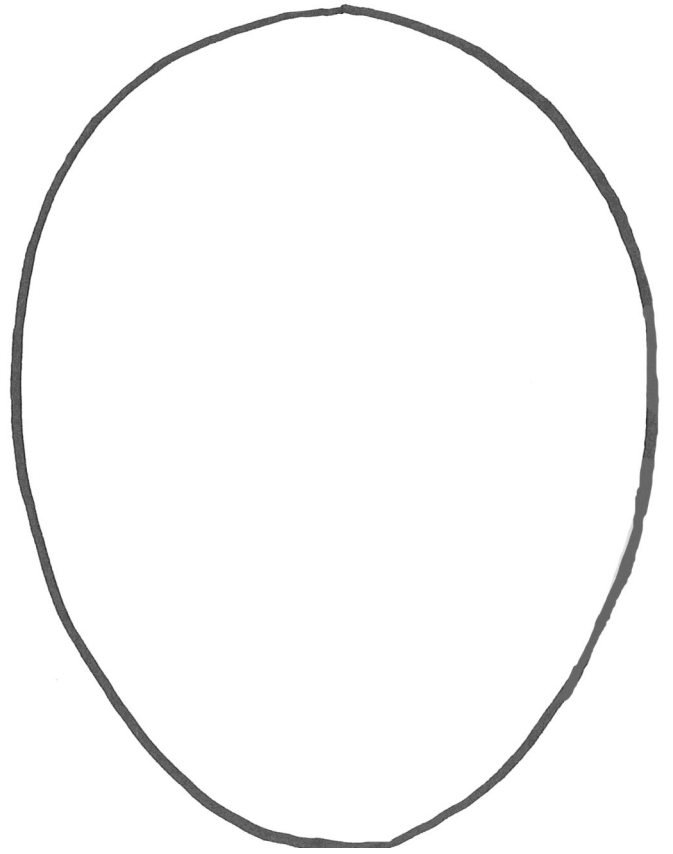
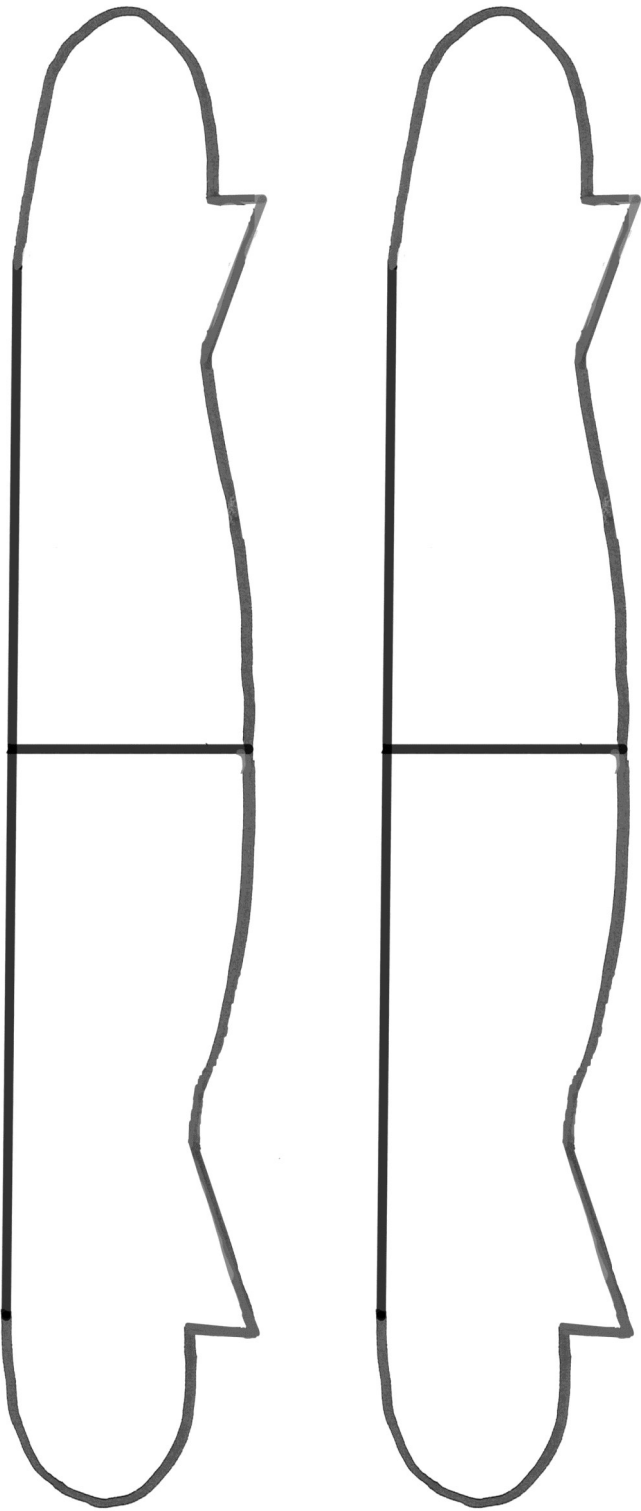
But the father said to his servants, "Bring out the best robe and put it on him, and put a ring on his hand and sandals on his feet. And bring the fatted calf here and kill it, and let us eat and be merry; for this my son was dead and is alive again; he was lost and is found." And they began to be merry.

Stop here if your students made 2 puppets each. Continue if they made 3 puppets.

Now his older son was in the field. And as he came and drew near to the house, he heard music and dancing. So he called one of the servants and asked what these things meant. And he said to him, "Your brother has come, and because he has received him safe and sound, your father has killed the fatted calf."

But he was angry and would not go in. Therefore his father came out and pleaded with him. So he answered and said to his father, "Lo, these many years I have been serving you; I never transgressed your commandment at any time; and yet you never gave me a young goat, that I might make merry with my friends. But as soon as this son of yours came, who has devoured your livelihood with harlots, you killed the fatted calf for him."

And he said to him, "Son, you are always with me, and all that I have is yours. It was right that we should make merry and be glad, for your brother was dead and is alive again, and was lost and is found."



Paper Bag Puppet Pieces