



Joseph's Dreams

Genesis 37:3-11

Level A

Ages 3-6

Life Focus: Dreaming about becoming a good or useful person can help us become one.

Memory Verse: Now Joseph dreamed a dream and he told it to his brothers. Genesis 37:5

Story Summary: Joseph was Jacob's favorite son. Jacob showed his love by giving Joseph a special colorful coat. Joseph had two dreams as a teenager. First he dreamed that he was binding sheaves of grain with his family, and that his brothers' sheaves bowed down to his sheaf. Later he dreamed that the sun and moon and eleven stars bowed down to him. He shared his dreams with his family. His brothers were jealous and hated him, but his father remembered them.

Lesson 1

Materials needed

Supplied with Lesson

Additional Materials

	Supplied with Lesson	Additional Materials	
1. Getting Started (1-2 min)	Welcome Warm-up Activity	Welcome Warm-up Activity directions p. 6	soft inside ball
2. Focus on the Word use all activities (5-7 min)	Read the Word		Bible or copy of Genesis 37:3-11
	Talk About It story discussion	Talk About It discussion guide p. 6 Teaching Pictures pp. 9-11	<i>optional:</i> a 'coat of many colors' for a student or the teacher to put on
	3. Learn by Doing choose 1 or 2 activities (15-20 min)	Make & Act create sun and moon hand puppets and a star crown to bow before Joseph	The Sun, Moon and Stars Bow Down directions p. 7 <i>Sun, Moon and Stars</i> p. 12
	Act Out Rhyme learn a rhyme about Joseph's dream and act it out	The Sheaves Bow Down video demonstration online at www.bitly.com/TheSheavesBowDown directions pp. 7-8	computer or other viewing device - watch online or download; see p. 4 for downloading directions
	Picture to Color	Joseph and His Coat p. 13	crayons, markers or colored pencils
4. Wrap It Up (2-3 min)	Memory Verse introduce <i>Memory Verse</i> for the week	Memory Verse <i>Parent Note</i> p. 14	

1. Getting Started

Welcome Warm-up Activity

Roll a ball to each child

Materials needed: soft inside ball

Seat students in a circle on the floor. Roll the ball to any child. As the child catches the ball, he or she says his or her name and rolls the ball back to you. Repeat until everyone has had a turn. Change the game! Roll the ball to a child. As children catch the ball, they will call out the name of another child they want to catch it, and roll the ball towards that child. Repeat until everyone has had a turn.

2. Focus on the Word

Read

Genesis 37:3-11

Show the **teaching pictures** on pp. 9-11 as you discuss the story.

Talk

Optional: A “coat of many colors” for children and/or the teacher to put on.

About It

Jacob had twelve sons. Jacob loved his sons, but Joseph was his favorite. What did Jacob give Joseph? A special coat. *Optional:* show the “coat of many colors” and imagine how handsome Joseph must have looked in his special coat.

How do you think Joseph’s brothers felt about the special coat? They were probably jealous and hated the special coat because it was a sign that Joseph was their father’s favorite son. They said mean things to Joseph.

Have you ever felt upset when someone gets something special and you do not? Imagine if I gave one of you a special snack just for you! How might your friends feel about this? This feeling is jealousy. Let’s say “jealous” together.

When he was a teenager Joseph dreamed that he and his brothers were making sheaves of grain. They would cut the wheat, tie it into bundles and stand it up so that the grain could dry out and be stored. What did his brothers’ sheaves do in Joseph’s dream? Bowed down to Joseph’s sheaf.

What did Joseph see in his next dream? The sun and moon and eleven stars bowing down to him.

Joseph’s dreams were about things that would happen when he had grown up—but he was just a teenager so nobody knew that they would come true!

Have you ever dreamed about things you might do when you are grown up? Have you ever dreamed about being a hero—or doing something really well? Have you every dreamed about going to heaven? We can have many different kinds of dreams.

What is one dream you have for your life? Invite each child to briefly share a dream.

Dreams are important. When we have dreams we can set goals to make them come true. Dreams can help us become the Lord’s useful servants. Much later, when Joseph was grown up, his dreams did come true. He became a very important ruler in Egypt and helped his whole family!

3. Learn by Doing

Choose one or two activities

Choice

The Sun, Moon and Stars Bow Down

Make a crown of stars and a sun and moon “puppet” for each hand. Act out Joseph’s dream of the sun, moon and stars bowing down to him.

1. *Optional:* Decorate the sun, moon and stars with crayons, glitter, etc.
2. Tape star strip together at both ends to create a crown.
3. Form puppet hand holders by overlapping the ends of each short strip to form a circle. Tape ends.
4. Tape one circle to the back of the sun and one to the back of the moon.
5. Help children put on the crowns and slip their hands into puppet holders.
6. Now imagine Joseph’s dream! Choose a volunteer to be Joseph. Seat children in a circle and stand Joseph in the center. *Optional:* dress Joseph in the “coat of many colors”. *Let’s all pretend we are Joseph’s brothers and bow down to him!* Give others turns being Joseph if they wish.



Materials for each child

a copy of *Sun, Moon and Stars* p. 12 (recommend printing on stiff paper), scissors, 6 pieces tape (1.5in/4 cm)

Preparation: Cut apart student page on dotted lines using a paper cutter or scissors. Set out supplies.

Optional crayons, glue, silver or gold glitter, glitter tray, ‘coat of many colors’ for a child or teacher to wear

Quick Tips

Cutting help needed? Shorten waiting (eliminate boredom!) by cutting out project pieces ahead of time. Stack and use paper cutter if available.

Cut tape into pieces of the right length and stick them to the edge of the table at each child’s place ready for use!

Choice

The Sheaves Bow Down

Learn a rhyme about Joseph’s dreams of the sheaves, and of the sun, moon and stars bowing down. Act out the rhyme.

1. Say the following rhyme one line at a time and invite the children to repeat each line after you.

Joseph went to sleep at night
And dreamed a special dream.
He saw his brothers binding sheaves
And his sheaf stood supreme!

He lay back down and slept again
And dreamed a dream once more.
The sun and moon and ‘leven stars
Bowed down upon the floor.

2. Stand children in a circle to represent Joseph’s brothers. Ask for a volunteer to stand in the center and be Joseph.

Directions continued on the next page.

Video Demonstration

View demonstration video online at www.bitly.com/TheSheavesBowDown

OR

Download video to your computer or other device. See downloading directions on p. 4.

Activity: The Sheaves Bow Down *continued*

3. Repeat the rhyme with hand motions.

Joseph went to sleep at night
And dreamed a special dream.
He saw his brothers binding sheaves
And his sheaf stood supreme!

Fold hands under head and lay head on one side
Lean head and hands in the opposite direction
Stand with feet apart and hands in the air like a sheaf
Joseph stands while all others bow facing him

Pause to stand again

He lay back down and slept again
And dreamed a dream once more
The sun and moon and 'leven stars
Bowed down upon the floor.

Fold hands under head and lay head on one side
Lean head and hands in the opposite direction
Sun-circle arms around head; moon-hands up; stars-wiggle fingers
Kneel on floor with arms out in front; Joseph stands

4. Repeat. Offer different children turns to be Joseph.



Picture to Color: Joseph and His Coat

Hand out copies of the picture and invite the children to color it.

Materials

picture for each child (p. 13)
crayons, markers, or colored pencils

4. Wrap It Up

Memory Verse

Now Joseph dreamed a dream and he told it to his brothers.
Genesis 37:5

Read the Memory Verse aloud. Repeat it slowly several times. Invite the children to say it with you. Say “Now Joseph dreamed a dream.” Ask the children to repeat it with you. Say “and he told it to his brothers.” Ask the children to repeat it with you. Say the whole sentence and have children repeat it with you.

Closing



The Lord’s dream for each of us is that we become a useful person in His heavenly kingdom. Have you ever dreamed about becoming an angel? When we share the Lord’s dream for us, and do what He asks us to in His Word, He can help make the dream of becoming an angel come true!

Give each child his or her projects and a *Parent Note* (p. 14) to take home.










Paper Handle

Paper Handle

Sun, Moon and Stars





Parent Notes

Make a copy for each child. Hand out as children leave.

<p style="text-align: center;">PARENT NOTE</p> <p>Dear Parents,</p> <p>Today's lesson is about the story of Joseph in Genesis 37:3-11. Please ask your child about Joseph's two dreams! View an action rhyme about the story at www.bitly.com/TheSheavesBowDown. We encourage you to help your child keep the Lord's Word in his or her heart by learning this week's Memory Verse. Try saying it once or twice in the morning, at mealtime or before bed!</p> <p style="text-align: center;">Memory Verse</p> <p>Now Joseph dreamed a dream and he told it to his brothers. Genesis 37:5.</p>	<p style="text-align: center;">PARENT NOTE</p> <p>Dear Parents,</p> <p>Today's lesson is about the story of Joseph in Genesis 37:3-11. Please ask your child about Joseph's two dreams! View an action rhyme about the story at www.bitly.com/TheSheavesBowDown. We encourage you to help your child keep the Lord's Word in his or her heart by learning this week's Memory Verse. Try saying it once or twice in the morning, at mealtime or before bed!</p> <p style="text-align: center;">Memory Verse</p> <p>Now Joseph dreamed a dream and he told it to his brothers. Genesis 37:5.</p>
<p style="text-align: center;">PARENT NOTE</p> <p>Dear Parents,</p> <p>Today's lesson is about the story of Joseph in Genesis 37:3-11. Please ask your child about Joseph's two dreams! View an action rhyme about the story at www.bitly.com/TheSheavesBowDown. We encourage you to help your child keep the Lord's Word in his or her heart by learning this week's Memory Verse. Try saying it once or twice in the morning, at mealtime or before bed!</p> <p style="text-align: center;">Memory Verse</p> <p>Now Joseph dreamed a dream and he told it to his brothers. Genesis 37:5.</p>	<p style="text-align: center;">PARENT NOTE</p> <p>Dear Parents,</p> <p>Today's lesson is about the story of Joseph in Genesis 37:3-11. Please ask your child about Joseph's two dreams! View an action rhyme about the story at www.bitly.com/TheSheavesBowDown. We encourage you to help your child keep the Lord's Word in his or her heart by learning this week's Memory Verse. Try saying it once or twice in the morning, at mealtime or before bed!</p> <p style="text-align: center;">Memory Verse</p> <p>Now Joseph dreamed a dream and he told it to his brothers. Genesis 37:5.</p>