



# The Burning Bush

**Exodus 3:1-20 - selections**

Level A

Ages 3-6

**Series Theme:** The Lord leads and provides for us, and we can choose to follow Him.

**Lesson Focus:** I can do what the Lord wants me to do.

**Reading Summary:** One day, while Moses was in the desert taking care of a flock, he came to Mount Horeb. He saw a bush on fire, but he could see that the bush was not burning up. As he turned aside to look at it, God called to him, and he answered, “Here I am.” God told him to take off his sandals saying “I am the God of your father Abraham. The ground you are on is holy.” Moses was afraid and hid his face. Telling Moses that he had seen how badly Pharaoh was treating His people, God asked Moses to bring the children of Israel out of Egypt. When Moses asked who he should say had sent him God instructed him to say, “I AM has sent me.” He told Moses that He would lead the children of Israel to a land flowing with milk and honey, but that it would be difficult to leave Egypt. Moses was worried that people would not believe him, so God gave him three signs to show Pharaoh. And Moses’ brother Aaron would go with him to speak on his behalf.

<b>Lesson 2</b>		<b>Materials Supplied</b>	<b>Materials Needed</b>
<b>1. Welcome Warm-up Activity</b> (2-3 minutes)	<b>Game</b>	<b>Simon Says</b> directions p. 2	
<b>2. Focus on the Word</b> Use all activities (5-7 minutes)	<b>Read the Word and Talk About It</b>	see <i>Reading Summary</i> above <i>Moses and the Burning Bush Readings</i> p. 5 discussion guide p. 2	
<b>3. Learn by Doing</b> Choose 1-2 activities (15-20 minutes)	<b>Make</b> children create a bush that may be lit up to appear as if it is on fire without being burned	<b>Light Up Burning Bush</b> directions p. 3 <i>Burning Bush</i> p. 8	green markers or crayons, yellow and orange tissue paper, glue, stapler, one or more flashlights to show children how the project may be lit up
	<b>Make</b> read a little book about how the Lord helps us to do useful things while students color the pictures in their own copies to take home	<b>I Can't but the Lord Can</b> directions pp. 3-4 Book Pages pp. 9-13 <i>This is hard, but the Lord can help me do it!</i> p. 14	paper cutter or scissors, stapler, crayons or markers
	<b>Coloring Picture</b>	<b>The Burning Bush</b> p. 15	crayons, markers or colored pencils
<b>4. Wrap It Up</b> (2-3 minutes)	<b>Memory Verse</b> introduce the memory verse for the week	<b>Memory Verse</b> <i>Parent Notes</i> p. 16	

# 1. Welcome Warm-up Activity

## Simon Says

Many children will be familiar with this fun game. Have the children stand where they can all see you. Tell the children that they should do what you tell them to—but *only* if you say “Simon says” first! If you ask the children to do an action *without* saying “Simon says” first they should *not* do it. Start the game by saying something like “Simon says...jump up and down where you are standing.” Check to see that all children are jumping. Once everyone is doing what you have asked, call out a new direction, such as “Simon says...stop jumping up and down.” Repeat several times with a variety of actions (e.g. put your hands in the air, touch the floor, touch your nose, touch your ears, etc.), before asking them to do something *without* saying “Simon says...” When the children have had a chance to get some of their wiggles out, say “Simon says sit down on the floor” to bring the activity to a close. Praise the children for listening and paying attention.

Today we are going to hear a story about Moses when he had grown up. Just as I just asked you to do things, the Lord asked Moses to do something really important. Let’s find out what it was.

# 2. Focus on the Word

**Read:** Selections from Exodus 3:1-20 on p. 5. See teaching pictures on pp. 6 and 7.

**Baby Moses grew up and became a shepherd. One day he was taking care of his flock on a high mountain in the desert, and he saw an amazing sight. What did he see?** He saw a bush on fire, but the bush was not burning up.

**Who spoke to Moses from the bush?** The Lord, through His angel. **What did the Lord say?** “Moses, Moses.”

**Moses heard the Lord call his name. The Lord was calling him because He wanted Moses to become a leader to help his people, the children of Israel. How did Moses answer the Lord?** He said, “Here I am.” **Let’s say “Here I am” together—“Here I am.”**

**What did the Lord tell Moses about the ground where he was standing?** It was holy. Holy means special or sacred. The Lord’s Word is holy. That is why we treat it with special care. Places where we worship—such as our church—are also holy.

**What two things did Moses do to show respect for the Lord and for the holy ground?** He took off his shoes and hid his face.

**The Lord told Moses His name. “I AM” means “Jehovah”—which is the Lord’s name in the Old Testament. What did the Lord want Moses to do?** Go to Pharaoh and bring the children of Israel out of Egypt. He told Moses that He would be with him.

**But Moses was worried that he wouldn’t be able to do the job. So, right after this, in the next part of the story, the Lord gave Moses three signs or miracles to do. His rod could turn into a serpent, his hand could become leprous, and water from a river could turn into blood. But even with these signs Moses was still worried, so the Lord told him that his brother, Aaron, could speak for him.**

**Was Moses then willing to obey the Lord?** Yes.

**The Lord asks each one of us to do a job too. He asks us to follow Him in His Word. And we can answer saying, “Here I am” when we hear Him calling us. Even though we might sometimes find it difficult, He will give us the help we need to do this.**


# 3. Learn by Doing

Choose one or two activities

## **Choice** Light Up Burning Bush

Moses stepped aside to see a bush that was on fire but was not burned up. Make a bush that can be “lit up” so that it appears to be on fire but stays green and unburnt.

1. We are going to make a picture of a bush that can look as if it is on fire!
2. Give each child a *Burning Bush* page (p. 8) and a green crayon or marker.
3. Invite the children to use the marker to put green leaves on the tree so we can see that it is alive. Leaves turn sunlight into food for the bush so it can grow nice and tall. They are also food for animals, like Moses’ flock.
4. Give each child pieces of yellow and orange tissue paper to tear into smaller pieces. These will be the flames that show the bush on fire.
5. Turn the *Burning Bush* Picture over. Spread glue all over the page. Older children could use paintbrushes to spread liquid glue.
6. Put enough torn scraps of yellow and orange tissue on the page to cover the glue.
7. Go around to each child and curl their picture into a tube. Overlap the ends and staple at the top and bottom to hold in place.
8. Stand the project on the table. Point a flashlight down into the circle from above. When the flashlight is on it looks as if the bush is on fire. When the flashlight is off, the bush does not look burnt.



### Materials Needed for Each Child

*Burning Bush*, p. 8, green crayons or markers, yellow and orange tissue paper approx. 6”x 6” (15cm x15cm), glue, glue brush, stapler, one or more good flashlights for children to share in class

### Prepare in Advance

Gather supplies. Purchase yellow and orange tissue paper if needed. Print *Burning Bush* pages.


### New Church Concept Freedom

A human being has reason and freedom...and these two faculties are present in a person from the Lord.... It is a goal of Divine providence that a person act in freedom in accordance with his reason. Through the exercise of his freedom the Lord continually leads a person away from evils and implants goods. *Divine Providence* 72, 97

## **Choice** I Can’t but the Lord Can

In the story of the burning bush, the Lord asked Moses to do a difficult job—convince Pharaoh to let the children of Israel leave Egypt. Moses was afraid that he wouldn’t be able to do it. And he couldn’t have, without the Lord’s help.

This activity shows children that even though doing the right thing can be difficult, with the Lord’s help, we can be happy and useful.




1. Did you do anything that was hard to do this morning? Maybe getting out of bed or getting dressed or taking the trip to church? Maybe you felt like saying, “I can’t do this!” or “I don’t want to do this!”

### Materials Needed

copy of *I Can’t but the Lord Can* (pp. 9-13) and *This is hard but the Lord can help me do it!* (p. 14) for each child, paper cutter or scissors, stapler, crayons or markers

### Prepare in Advance

Make a **single sided** copy of pp. 9-13 for each student. Cut off the bottom of pp. 9-13 on the solid lines. Fold each page in half with the pictures on the outside. The numbered pages are the inner pages of the book. See book assembly directions on p. 4.




## I Can't but the Lord Can *continued*

2. We're going to read a story about a girl who was having trouble doing things. When the story starts, her name is "Can't".
3. Read the book to the children. Then hand out copies of the book and have them color the pictures.
4. Read the story again, then ask the children to think about something that is hard for them, e.g. tying their shoes or making their bed. Remind them that no matter what it is, it is not too hard for the Lord. Talk about how the Lord can help them. Hand out the page *This is hard but the Lord can help me do it!* (p. 14) and ask them to draw a picture of themselves doing a hard job with the Lord's help.


### Instructions for Assembling "I Can't But the Lord Can" Booklet



Stack numbered pages in order, 1-8.



Wrap cover around the inside pages so their cut edges are against the fold of the cover.



Put staples on the left side of the cover, making sure to catch all inside edges.

### New Church Concept All Power Comes from the Lord

I am the vine, you are the branches. He who abides in Me, and I in him, bears much fruit; for without Me you can do nothing. John 15:5

A person can receive nothing unless it has been given to him from heaven. John 3:27

No person left to himself or herself is able to do what is good or think what is true; a person can do so only with the Lord's help. *Arcana Coelestia* 9445



Choice

## Coloring Picture: The Burning Bush

Hand out copies of *The Burning Bush* (p. 15) for the children to color.

### Materials Needed

copies of *The Burning Bush* p. 15; crayons, markers, or colored pencils

## 4. Wrap It Up

### Memory Verse

Take the story of the Lord calling Moses to heart by learning the following Memory Verse. Break the verse down into phrases and invite the children to repeat each phrase after you. Try putting the phrases together and saying the entire recitation.

God called to him from the midst of the bush and said, "Moses, Moses," and he said, "Here I am."  
Exodus 3:4

### Closing

The Lord calls to each one of us in His Word, inviting us to follow Him. Just as Moses said, "Here I am", we can say, "Here I am" and follow the Lord.

Give a *Parent Note* (p. 16) to children as they leave.

# Moses and the Burning Bush Readings

Exodus 3:1-8,10-14,19-20 - *selections*

*To shorten readings, read only the bold text.*

**Now Moses was tending the flock of Jethro his father-in-law, the priest of Midian. And he led the flock to the back of the desert, and came to Horeb, the mountain of God. And the Angel of the Lord appeared to him in a flame of fire from the midst of a bush. So he looked, and behold, the bush was burning with fire, but the bush was not consumed. Then Moses said, “I will now turn aside and see this great sight, why the bush does not burn.”**

**So when the Lord saw that he turned aside to look, God called to him from the midst of the bush and said, “Moses, Moses!”**

**And he said, “Here I am.”**

**Then He said, “Do not draw near this place. Take your sandals off your feet, for the place where you stand is holy ground.” Moreover He said, “I am the God of your father—the God of Abraham, the God of Isaac, and the God of Jacob.” And Moses hid his face, for he was afraid to look upon God.**

**And the Lord said:** “I have surely seen the oppression of My people who are in Egypt, and have heard their cry because of their taskmasters, for I know their sorrows. So I have come down to deliver them out of the hand of the Egyptians, and to bring them up from that land to a good and large land, to a land flowing with milk and honey....


**Come now, therefore, and I will send you to Pharaoh that you may bring My people, the children of Israel, out of Egypt.”** But Moses said to God, “Who am I that I should go to Pharaoh, and that I should bring the children of Israel out of Egypt?” So He said, “I will certainly be with you. And this shall be a sign to you that I have sent you: When you have brought the people out of Egypt, you shall serve God on this mountain.”\*

**Then Moses said to God, “Indeed, when I come to the children of Israel and say to them, ‘The God of your fathers has sent me to you,’ and they say to me, ‘What is His name?’ what shall I say to them?”**

**And God said to Moses, “I AM WHO I AM.”** And He said, “Thus you shall say to the children of Israel, ‘I AM has sent me to you....’”

“But I am sure that the king of Egypt will not let you go, no, not even by a mighty hand. So I will stretch out My hand and strike Egypt with all My wonders which I will do in its midst; and after that he will let you go.”

\* Mount Horeb and Mount Sinai are both mentioned in conjunction with the giving of the Ten Commandments, which happened a few months after the children of Israel fled from Egypt.










Burning Bush



The ones who in the Grand Man correspond to the hands and arms, and so the shoulders, are those with power from the Lord. They attribute all their power to Him, and none to themselves, and the more they attribute no power to themselves, doing so not with their lips but in their hearts, the greater power they have.

*Arcana Coelestia 4932*



# I Can't but the Lord Can



 General Church Education  
1100 Cathedral Road—#743  
Bryn Athyn, PA 19009

© 2022 General Church of the New Jerusalem

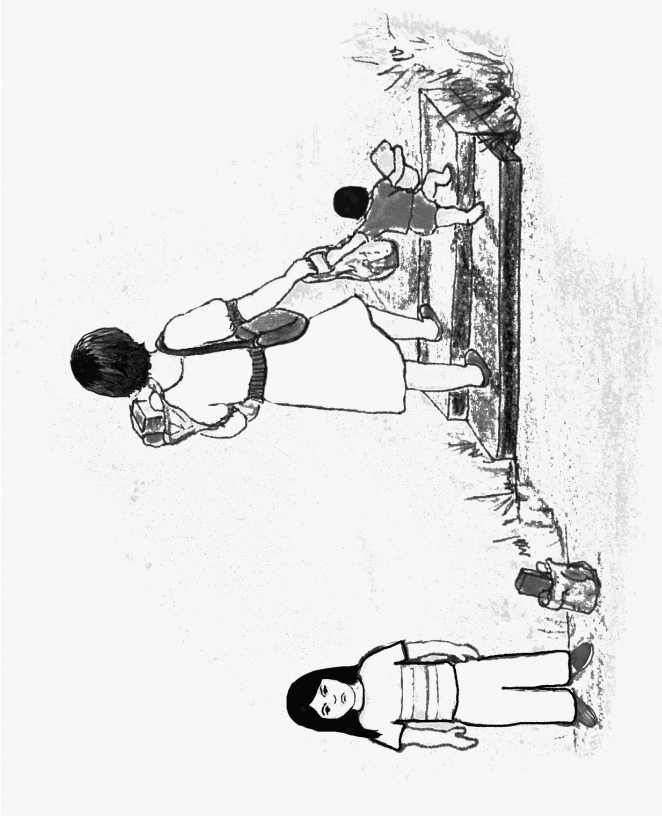
Story by Shanon Jungé Smith

Graphics by Shanon Jungé Smith  
and Janet Carswell Lockard



Can't say, "I can't be happy.  
I am sad."

1



Can't puts her hands down.  
Can't say, "I can't help you. It is  
too hard."

2



**Can't says, "I can't work.  
I don't want to."**

**3**



**She is sad. Her name is Can't.**

**4**



**The Lord says, "I will help you.  
Your name is not Can't.  
Your name is Can."**




**Can says, "It is hard, but the  
Lord will help me. It is not too  
hard for the Lord!"**



Can says, "I can work. I don't want to, but the Lord will help me."


7



Can says, "I can be happy! The Lord makes me happy!"

8

**This is hard, but the Lord can help me do it!**



The Burning Bush

## Parent Notes

Make a copy for each child. Hand out as children leave.

### PARENT NOTE

Dear Parents,

Today we learned that the Lord called Moses from a bush that was burning, but it did not burn up. The Lord called to Moses because He wanted Moses to do an important job. Moses answered the Lord by saying, "Here I am." The Lord has an important job for each person. We can answer His call.

Please help your child learn this week's Memory Verse by saying it at bedtime or before a meal.

#### Memory Verse

God called to him from the midst of the bush and said, "Moses, Moses," and he said, "Here I am."

Exodus 3:4



### PARENT NOTE

Dear Parents,

Today we learned that the Lord called Moses from a bush that was burning, but it did not burn up. The Lord called to Moses because He wanted Moses to do an important job. Moses answered the Lord by saying, "Here I am." The Lord has an important job for each person. We can answer His call.

Please help your child learn this week's Memory Verse by saying it at bedtime or before a meal.

#### Memory Verse

God called to him from the midst of the bush and said, "Moses, Moses," and he said, "Here I am."

Exodus 3:4



### PARENT NOTE

Dear Parents,

Today we learned that the Lord called Moses from a bush that was burning, but it did not burn up. The Lord called to Moses because He wanted Moses to do an important job. Moses answered the Lord by saying, "Here I am." The Lord has an important job for each person. We can answer His call.

Please help your child learn this week's Memory Verse by saying it at bedtime or before a meal.

#### Memory Verse

God called to him from the midst of the bush and said, "Moses, Moses," and he said, "Here I am."

Exodus 3:4



### PARENT NOTE

Dear Parents,

Today we learned that the Lord called Moses from a bush that was burning, but it did not burn up. The Lord called to Moses because He wanted Moses to do an important job. Moses answered the Lord by saying, "Here I am." The Lord has an important job for each person. We can answer His call.

Please help your child learn this week's Memory Verse by saying it at bedtime or before a meal.

#### Memory Verse

God called to him from the midst of the bush and said, "Moses, Moses," and he said, "Here I am."

Exodus 3:4

