

General Church Education



# **FAMILY LESSON: GENESIS 6**

# **Noah and the Ark**

[Line Drawing](#)

[Level 3](#)

[Family Talk](#)

[Level 4](#)


[Level 1](#)

[Level 5a](#)

[Level 2](#)

[Level 5b](#)

## Family Lesson 1-E



*Noah and the Ark*  
*Genesis 6*

**Family Talk:**  
**NOAH BUILDS AN ARK**

A Name With The Meaning of “Rest”

Rev. Donald Rose

There is a word in Hebrew that means “rest.” There is good reason why this word was given as a name in a story about a man who built an ark. The name was given as a sign of comfort when work and toil are hard (*Genesis 5:29*). The meaning of “Noah” is “**rest, and the comfort that comes from rest**” (*Arcana Coelestia* 531).

When we read about Noah, we should have a picture of the Lord Himself inviting us to the comfort of His rest. “**Come unto Me, all you who labor and are heavy laden, and I will give you rest...and you will find rest for your souls**” (*Matthew 11:28,29*). We may think of a voice from heaven saying, “Blessed are the dead who die in the Lord...that they may rest from their labors” (*Revelation 14:13*).

It is helpful to know that in several stories of the Word, when we read about rest, the Hebrew word is the word “Noah.” For example, “**My presence will go with you, and I will give you rest**” (*Exodus 33:14*). “**He gives you rest from all your enemies round about, so that you dwell in safety**” (*Deuteronomy 12:10*). “**The Lord your God is giving you rest**” (*Joshua 1:13*). “**This is the rest with which you may cause the weary to rest**” (*Isaiah 28:12*).

The kind of rest the Lord gives is a rest of inward peace, a feeling of safety. Can one possibly have a secure and calm feeling in difficult and threatening times? The Lord mentioned “floods,” when at the end of His Sermon on the Mount He spoke of a wise man safe in his house when “**the rain descended, the floods came, and the winds blew and beat on that house...**” (*Matthew 7:25*).

The story of a man named Noah building an ark is the story of how the Lord cares for us in the most difficult times. What a dangerous time it was when Moses was born. Babies then were in danger from the command of Pharaoh, but a little ark was prepared for the baby Moses to rest safely upon the water. And what a dangerous time is pictured when in the story of Noah “**the wickedness of man was great in the earth**” (*Genesis 6:5*). How dangerous it was when “**the fountains of the great deep were broken up, and the windows of heaven were opened. And the rain was on the earth forty days and forty nights**” (*Genesis 7:11,12*).

Just as in the story we think of Noah, his family, and the animals, safe while the storm and flood are upon the earth, we can also think of what the Lord does for people at this day. Sometimes the beautiful feelings and thoughts the Lord gives to someone as a little child seem to be in danger in later life. That person may go through rough times when it would seem that those tender things (remains) could not survive. And yet, as if in an ark upon a flood, the Lord preserves them.

All of us will know times when we are “tossed about by the waters of a flood, or falsities (*Arcana Coelestia* 891). When a person gets very angry, when there is a complete loss of temper, it is almost as if a storm and flood have taken over. Sometimes in anger people say or shout things they would never say in a calm state of mind. At those times the angels are merciful — for at those times we need mercy — and the Lord protects the good that is within. He so protects that even after such a storm, He can lead us beside the still waters, and we can thankfully find that our good feelings and thoughts have not perished in the flood. The time of anger was not really a time of freedom. It was a kind of “imprisonment,” but the Lord provides time to step forth from the ark free once more. (See *Arcana Coelestia* 891.)



## Noah and the Ark

### Genesis 6

## LEVEL 1 – NOAH’S ARK AND ANIMALS

### MATERIALS NEEDED


Container

Scissors

Foil

### Noah’s Ark and Animals

Little children love the story of Noah. To help them learn, let them experiment with a sink of water. They can try various containers to see what will float satisfactorily. Perhaps a margarine tub, plastic food storage container, an old styrofoam meat tray or even a cereal bowl will be what they choose as their “ark.” Older preschoolers might be encouraged to find three nesting cups to represent the three stories of the “ark.”



When the ark is ready, it is time to gather the animals. If you have little plastic animals, you could use them; or you could make animals from clay, play dough, peanuts, or marshmallows.

If you would rather, we have enclosed a page containing simple drawings of eight animals. Let the child cut them apart on the heavy lines into cards. Then match up the cards so the animals can go into the ark in pairs.

If you have a plastic lid that fits the container the child has chosen, draw a window on it and close up the ark. Or use aluminum foil for the roof.

When the “animals” are all in the “ark,” your child can float it in the sink. If you don’t mind water all over, let the child make it “rain” for “forty days” by spraying or sprinkling the water.

This simple acting out of the story will help children remember how the Lord saved Noah and all the animals. When they are older, they will love learning what the story means for their own lives.


## **Homemade Play Dough**

$\frac{1}{2}$  cup salt  
3 Tablespoons powdered Alum

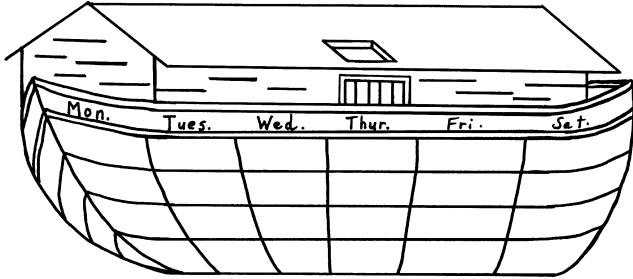
2 cups water  
3 cups flour (or more)

Mix salt and water and bring to a simmer. Remove from heat and add Alum immediately. Mix part of flour into hot mixture, then knead rest of flour into mixture, as with bread.

May be kept for long periods if kept tightly wrapped in a plastic bag.



**Noah and the Ark**  
**Genesis 6**  
**LEVEL 2 – NOAH’S ARK**

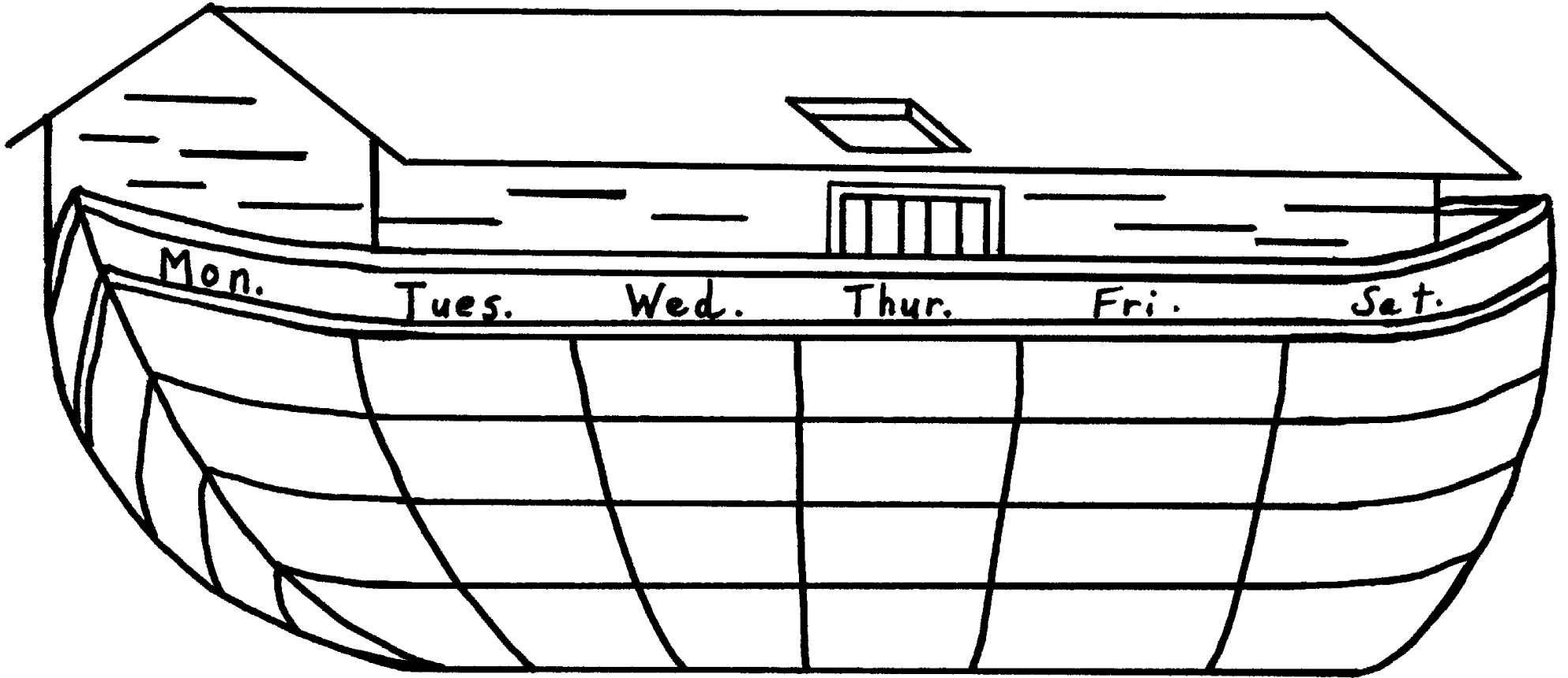


This Ark reminds us of the story of Noah. Noah obeyed the Lord and was saved from the flood. Try to obey the Lord each day this week. Remember that the Lord is always with us and always caring for us.

Each day of the week:

- ❖ Color the top board of the Ark if you read the Word, or if someone reads the Word to you.
- ❖ Color the second board of the Ark if you obey your parents.
- ❖ Color the third board of the Ark if you speak kindly to someone.
- ❖ Color the bottom board of the Ark if you share with someone.





**Noah and the Ark**  
**Genesis 6**  
**LEVEL 3 – MAKING THE ARK**

**MATERIALS NEEDED**

A box  
Paper for roof  
Scissors  
Cardboard

Making the Ark



Your mom and dad can help you plan this project from the story in the Word about Noah and the Ark.

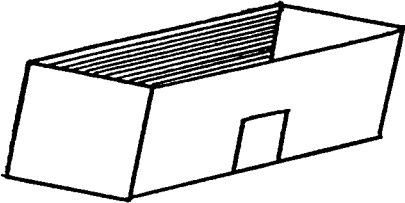
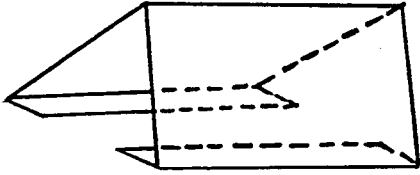
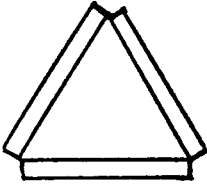



Along with the materials listed above you may also want to have some glue, popsicle sticks and paints available in case you want to use them.

This project will take a little time and patience, but you will have the completed Ark for some time.


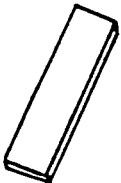

Maybe someday you'll do this project with your own child.

A family project seems to bring to the home the peace of the Lord.

To make the Ark, follow the directions on the next page.  
There are pictures to help you understand the directions.

<p>Select a cardboard box for the Ark. Remove the lid. Cut a door in the box.</p>	
<p>Fold a piece of paper to make a gabled roof.</p>	
<p>Cut or draw a window on the roof. Paste the roof on the box lid. Close the ends of the roof with paper that you have measured, trimmed and folded.</p>	
<p>Cut a boat-shaped base from a piece of heavy cardboard.</p>	
<p>Glue the Ark onto the base.</p>	
<p>Put the roof on the Ark.</p>	

OPTIONAL

<p>Use a small piece of cardboard or popsicle sticks to make a gangplank.</p>	 
<p>If a younger child is going to use the Ark, a string can be attached to the base so the Ark can be pulled.  A large button makes it easier for a young child to hold the end of the string.</p>	

## LEVEL 4 – COMPARING “ARKS”

The word “ark’ can mean different things. You are going to read the descriptions of three different kinds of “arks” that are mentioned in stories from the Word. Look up the story in the Word listed at the top of each column. Fill in the information about that ark in the other boxes in that column.

<b>Genesis 6 : 14-16</b>	<b>Exodus 2 : 3-6</b>	<b>Exodus 37 : 1-9</b>
Who made this Ark?	Who made this Ark?	Who made this Ark?
What was its intended use?	What was its intended use?	What was its intended use?
Of what was it made?	Of what was it made?	Of what was it made?
Of what was it lined and covered?	Of what was it lined and covered?	Of what was it lined and covered?
What were its dimensions?	Where did it float?	What were its dimensions?
Describe the two openings in it.	Who found it?	Describe what was on top of it.
Draw a picture of this ark. Show details.	Draw a picture of this ark. Show details.	Draw a picture of this ark. Show details.


**Noah and the Ark**  
**Genesis 6**  
**LEVEL 5A – A STUDY OF “ARKS”**



1. Read in the Word about three different kinds of “arks”:
  - a. Genesis 6:14-16
  - b. Exodus 2:3-6
  - c. Exodus 37:1-9

2. Read the passage below from the *Arcana Coelestia* 639.

3. Answer the questions on the next page.



***Arcana Coelestia* 639**

That `the ark' means the member of this Church, or the Church called Noah, becomes sufficiently clear from the description of it below, and also from the fact that the Word of the Lord in every part embodies things that are spiritual and celestial, that is, the Lord's Word is spiritual and celestial. If the ark and the covering of it with bitumen, its measurements, and its construction, and also the flood, meant no more than what the letter declares there would be absolutely nothing spiritual and celestial about it. It would be mere history and of no more use to the human race than similar descriptions found in secular authors. Now because the Word of the Lord in every part contains and embodies within its bosom or inner recesses things that are spiritual and celestial it is quite clear that `the ark' and everything said about the ark mean arcana which are as yet undisclosed.

The same is meant elsewhere by, for example, the little ark in which Moses was hidden and which was placed in the reeds by the riverbank, Exod.2:3; and the sacred Ark in the wilderness, constructed according to the design indicated to Moses on Mount Sinai, is an even more sublime example. Unless every single thing in this sacred Ark had been representative of the Lord and His kingdom, it would have been no more than a kind of idol, and the worship that took place would have been idolatrous. So too with Solomon's Temple. Of itself it was in no sense holy. Nor did the gold, silver, cedar, and stone there make it so, but the particular things represented by those materials. And similarly in the present context, unless the ark and the construction of it with all its details meant some arcanum of the Church, the Word would not be the Word of the Lord but some dead piece of literature such as that found among the works of any secular author. From this it is clear that `the ark' means the member of the Church, or the Church called Noah.

Fill in the answers to these questions or discuss the questions with your family:

1. Do you think people will ever find Noah's Ark? \_\_\_\_\_  
Why? \_\_\_\_\_  
\_\_\_\_\_
  
2. What use does an “ark” perform? \_\_\_\_\_  
\_\_\_\_\_
  
3. The first Ark protected Noah and the animals from \_\_\_\_\_
  
4. The second Ark protected Moses from \_\_\_\_\_
  
5. The third Ark protected the Ten Commandments from \_\_\_\_\_  
\_\_\_\_\_
  
6. Your mind, like an ark, must protect the growing truths of the Word in you  
from \_\_\_\_\_  
\_\_\_\_\_

**Optional:**

If you enjoy drawing you could make diagrams or pictures of the three different Arks, showing as many details as you can from your reading in the Word.

## ***Noah and the Ark***

### **Genesis 6**

#### **LEVEL 5B – UNDERSTANDING NOAH AND THE ARK**

##### **MATERIALS NEEDED**

5 colored pencils or markers

### **NOAH BUILDS AN ARK**

People have been searching for many years on Mount Ararat in Western Turkey, trying to find Noah's Ark. A group of explorers thought that they had found the Ark. Do you think it was really Noah's Ark? The Lord tells us that we can find the true Ark only by studying the books of the Word.

In the New Church we have been given new truths about the story of Noah, in fact, new truths about all the stories in the Lord's Word. We now know that names, places and objects in the Word are written in symbols or "correspondences." Here are some examples from the story of Noah:

**Forty** = a state of temptation

**Flood** = Truth turned into falsity by selfishness

**Noah** = Good men who were left after men turned away from the Lord in the Garden of Eden

**Ark** = Obedience to the Lord

**Animals and birds taken into The Ark** = All the good and bad affections of those people

1. Now read the story of Noah again, and see if you understand it better.
2. Try to answer these questions for yourself, or discuss them with your parents.

Why was Noah and his family saved from the flood?

Why did the Ark help to save them?

What was the reason for the animals going into the Ark?

Can you think of other stories where an ark or small shelter was used to protect something precious?

Use the correspondences above to do the word search on the next page.

## CORRESPONDENCE SEARCH

On this map of the Holy Land and surrounding areas is a “Correspondence Search” of the correspondences you learned in your lesson about Noah and the Ark. Each correspondence starts at the star on Mount Ararat. Use a different colored pencil or marker for the different correspondences. For each correspondence start at the star and follow its twisting path. (The letters can be connected in any direction). Then read back to yourself the correspondences you find. (There is an answer key on the next page).

