

# The Renewal of the Covenant Diorama

Joshua 24

## Introduction

This project illustrates what Joshua (the man with the scroll) did before he died. Joshua was a very old man now, more than 100 years old. He had served the Lord faithfully all his life.

When he was young, Joshua had been a captain who led the tribes of Israel into battle against the nations that tried to destroy them. He had been a brave and wise general who – with the Lord’s help – led the Israelites to victory again and again.

Later Joshua became the leader of the 12 tribes. That was at the time when they were about to cross the river Jordan and enter the Promised Land. Moses—as you may remember—was not to enter the land of Canaan because he had disobeyed the Lord, but he was allowed to look into it from a high mountain before he died.

After the death of Moses, Joshua took his place. Under Joshua’s leadership the tribes crossed the Jordan and began the conquest of the land of Canaan. There were many hard battles ahead, and some defeats too, but the Lord was with the Israelites and they finally destroyed or drove out the evil nations and began to settle down in the land that was their inheritance from the Lord.

This is the time when our story begins. Joshua knew that he was about to die and the tribes were beginning a new life. And as all new beginnings should be from the Lord and should look to the Lord, Joshua called together all the 12 tribes at Shechem where the Tabernacle was.

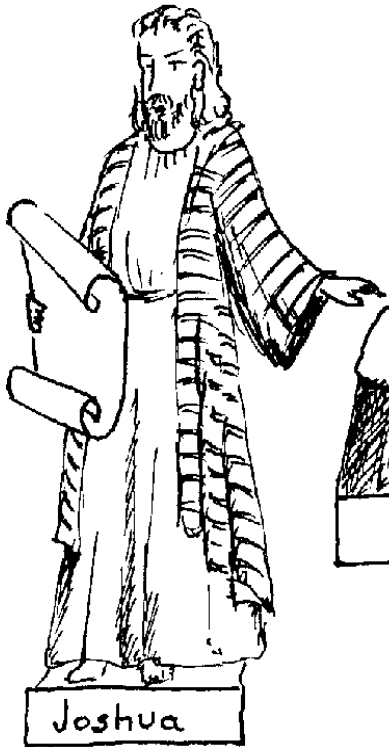
He reminded them of everything the Lord had done for them. Then he asked them to choose between the Lord and the false gods of the pagan nations. Three times he asked them, and three times they answered that they would serve and obey the Lord alone.

Thus, did the tribes of Israel renew their covenant with the Lord. To remind them of this Joshua did two things. He wrote it in the Book of the Law and set up a great stone under an oak tree before the Tabernacle. Whenever the Israelites came to worship, they would be reminded of their promise to the Lord.


When we have a new beginning, we can also make a promise to ourselves and to the Lord, that we will look to Him and try to do what is right.

## Directions for making the diorama:

1. Use colored pencils, wax crayons, or colored marker to color the pieces of the diorama: Joshua, the oak tree, the rock, and the people.
2. Cut out the pieces of the diorama and fold the tab at the bottom (that identifies the pieces).
3. Color the background for the diorama and fold along the “fold line” so that the strip of paper is in front of the background.
4. Use tape or glue to attach Joshua, the oak tree and other pieces of the diorama to make a three-dimensional scene illustrating this story.




Joshua



The rock



The oak tree



FOLD LINE