

Sort the Good Fish from the Bad Fish Game

Play a fishing game in which fish with good and bad ideas written on them are sorted and separated.











Materials

a copy of the *Good Fish Bad Fish* pages (*optional*: printed on stiff paper)
scissors
paper clips to put on fish
bowl to put fish in
chopstick or pencil
string or yarn approx. 16” (40cm) long
magnet that can be attached to the string through a hole or with tape

Instructions

1. Cut apart the *Good Fish Bad Fish*. If you are pressed for time, cut the fish apart on the straight lines.
2. Fasten a paperclip to the head of each fish.
3. Put the fish into a bowl.
4. Make a fishing pole by tying string to a chopstick or pencil. Attach a magnet to the end of the string.
5. Fish for fish. Read each fish as you catch it. Sort the fish into two piles: fish to keep, and fish to throw back into the sea.
6. Choose a place to put the good fish where you can see them.

Good Fish Bad Fish

 <p>Do not steal.</p>	 <p>Love marriage.</p>
 <p>Do not cheat.</p>	 <p>Help others.</p>
 <p>Share what you have.</p>	 <p>Do not covet.</p>
 <p>Be kind to others.</p>	 <p>Do not lie.</p>
 <p>Love the Lord.</p>	 <p>Cheating is OK.</p>