

A Banner of Michael Fighting the Dragon

And another sign appeared in heaven: behold, a great, fiery red dragon having seven heads and ten horns, and seven diadems on his heads.

Revelation 12:3,4


Supplies Needed

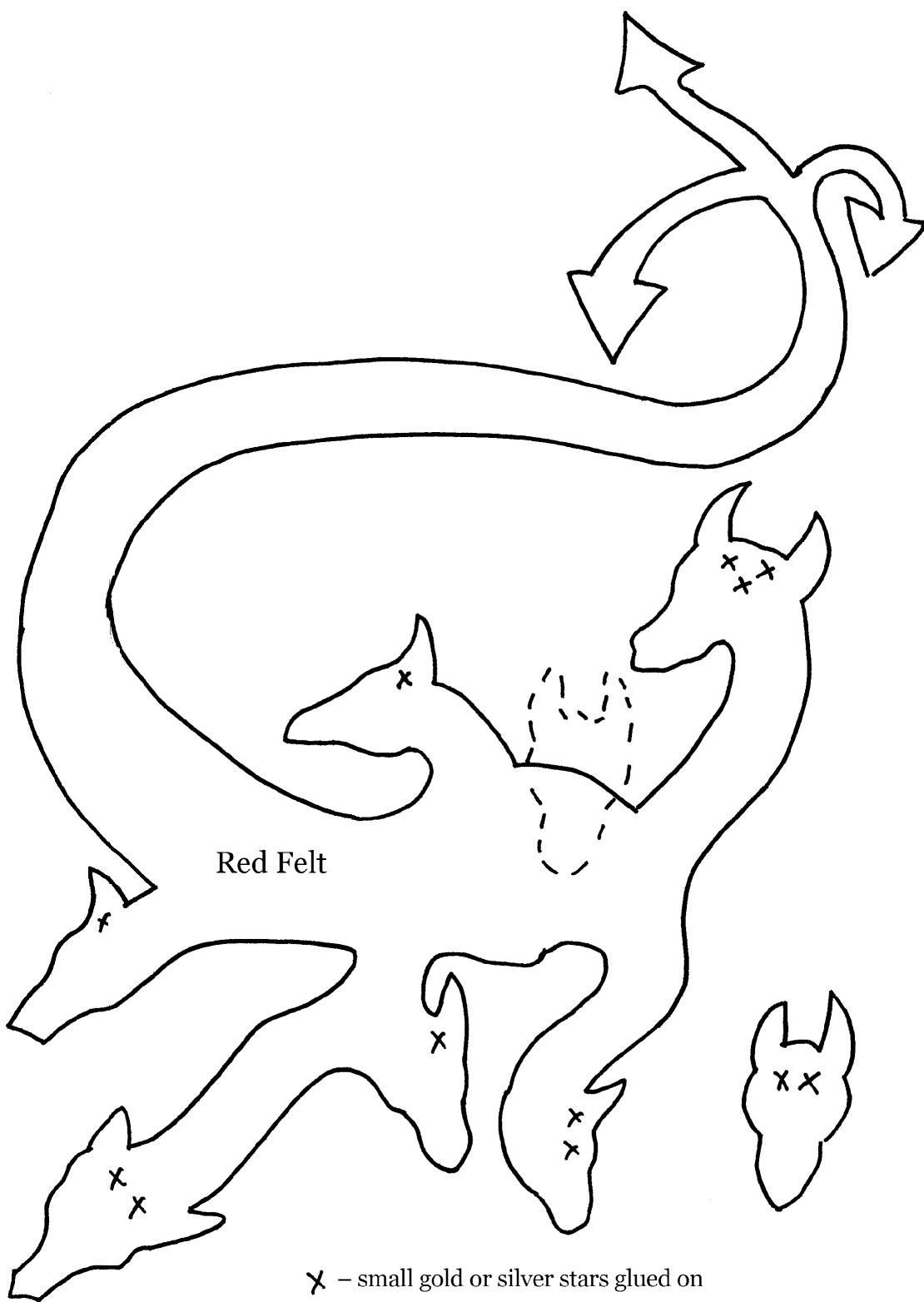
Red, white, flesh-colored and gray felt
Small stars to glue on banner
A silver metallic material for the sword and shield
Glue and scissors
A small wooden dowel rod
String to hang the banner

Instructions:

1. Trace Michael (onto flesh-colored felt), coat (onto gray felt), and dragon (onto red felt).
2. Then cut out the felt figures.
3. Cut Michael's shield and sword out of silvery material.
4. Cut a banner out of white felt about 12" wide and 15" high (see diagram).
5. Sew a hem at the top of the banner so that you can slide in a wooden dowel rod.
6. Glue dragon, Michael, shield, coat and sword onto the white felt banner as shown below.
7. Glue stars onto dragon as indicated and also glue some randomly on the banner.
8. Attach string to the ends of the dowel rod and hang the banner!

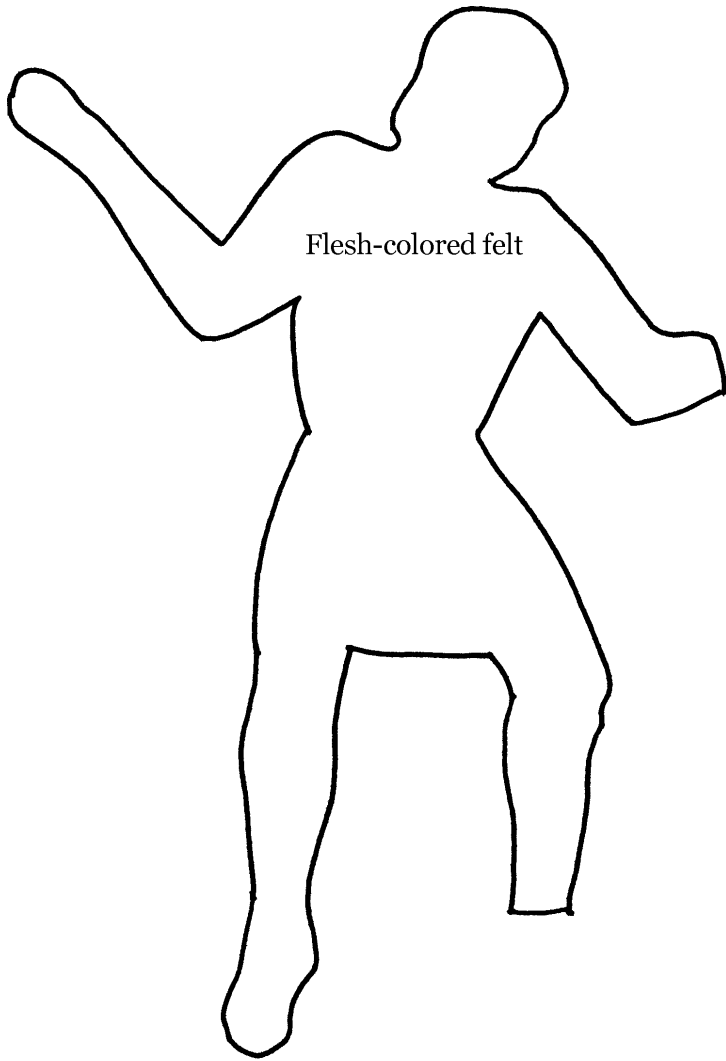
Diagram:



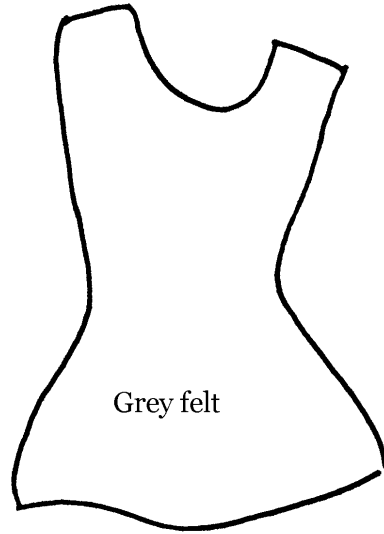


Red Felt

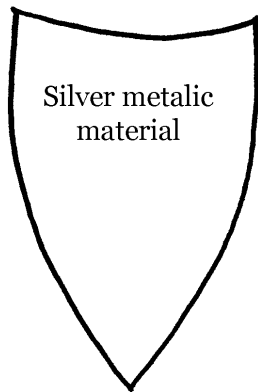
x - small gold or silver stars glued on




Flesh-colored felt



Grey felt



Silver metallic
material



Silver material