

GLENVIEW NEW CHURCH SUNDAY MORNING PROGRAM
Primary Lessons: Phase 3 – Lesson 22
Birth and Call of Samuel (I Samuel 1:10-28; 2:18-21; 3)

1. Underlying Ideas for the Teacher

- A. The Lord's divine providence governs all things.
- B. Conjugal love is conjoined with the love of infants.
- C. Children are a gift from the Lord.
- D. "Samuel" literally means "God hears," or "one who hearkens to God." In general it means obedience.
- E. Hearing represents obedience. The three calls Samuel received from the Lord represent three ways we hear the Lord:
 - 1. Through our senses (hearing or reading the Word)
 - 2. With our minds (thinking about the truth)
 - 3. With our hearts (deciding to obey the Lord)
- F. Humility and obedience are the only means of conjunction with the Lord.
- G. The Lord speaks to us in His Word. If we both listen and obey, He can be with us and lead us toward heaven.

II. Story Circle

- A. Introduction
 - 1. Joshua was a great leader. He brought the children of Israel into the land of Canaan and led them in their battles against their enemies. He divided the land among the twelve tribes. The children of Israel settled in the land of Canaan, and Joshua set the tabernacle with the ark in Shiloh, which was in the center of the land, so that everyone could go there to serve the Lord.
 - 2. But after Joshua died, there was no great leader for a long time. Many of the people forgot the Lord and worshiped other gods instead. But there were still some good people among the children of Israel who remembered the Lord and went to the tabernacle each year.
 - 3. Two such people were Elkanah and his wife, Hannah. Today we will hear about the baby boy the Lord gave to this couple. This baby grew up to be a leader of all the children of Israel and a prophet for the Lord. He helped the people to remember the Lord once again.
- B. Tell/Read the Story
 - 1. See attached retelling of the birth and call of Samuel (I Samuel 1:10-28; 2:18-21; 3).

Primary Sunday School Lessons: Phase 3 – Lesson 22

C. Ideas to Discuss

1. Who was Samuel's mother? (Hannah.)
2. Why did she come to the tabernacle at Shiloh? (To offer the yearly sacrifice and to worship the Lord.)
3. What did she ask the Lord to give her? (A baby boy.)
4. What promise did Hannah make? (To give the baby to the Lord.)
5. How did Hannah give Samuel to the Lord? (She took him to the tabernacle to help the high priest, Eli, when he was old enough.)
6. Did Hannah ever see Samuel again? (Yes, she visited him each year when she and Elkanah went to worship at the tabernacle.)
7. What was Samuel doing when the Lord called him? (Lying down to sleep.)
8. How many times did the Lord call Samuel? (Three times.)
9. What did Samuel think at first? (That Eli was calling him.)
10. What did Samuel say when the Lord called him the third time? ("Speak, for Your servant hears.")
11. What message did the Lord give Samuel? (That Eli's sons would be punished.)
12. How did Eli receive the message? (He accepted it as the will of the Lord.)

D. Further Ideas

1. Eli was the high priest in the tabernacle. He was a good man, but he was very old and he was nearly blind. His two sons helped him do the work of the high priest, but they were evil men. They stole the offerings that were meant for the Lord. The Lord warned Eli to stop his sons, but he did not. That's why the Lord made Samuel His prophet and the high priest and leader (the last judge) of the children of Israel. Eli's sons would no longer be priests.
2. When it was known that the Lord spoke to Samuel, all the children of Israel recognized Samuel as the Lord's prophet. The Lord spoke to the people through Samuel. And when Samuel grew up, he became their leader (the last judge) as well as a priest and a prophet.
3. Samuel was an obedient child, and he was happy to serve, to be helpful. We should try to be like Samuel. We should obey our parents and our teachers. And we should look for ways to be helpful.
4. The Lord spoke to Samuel. Does He speak to us? Yes, He speaks to us through His Word. If we listen and obey, He can be with us and help us do what is right.

Primary Sunday School Lessons: Phase 3 – Lesson 22

III. Enrichment Activities

A. Songs

1. "Samuel, Samuel," LORI'S SONGS FROM THE WORD III.
2. "All that the Lord has spoken," HYMNAL #245.
4. "Kol asher dibber Y'HOWAH," HYMNAL #246 (Hebrew version of # 245).
4. "Happy hearts" (verses 1 and 3), HYMNAL #138.

B. Activities

C. Project

1. Diorama of Eli and Samuel lying down to sleep in the tabernacle (see attached project description).
2. Quotation: Children decorate a border for calligraphy of "Speak, for Your servant hears." (Older children could perhaps do their own calligraphy.)

IV. Teaching Aids

- A. Illustration(s) of the story of Samuel.
- B. THE STORY OF SAMUEL by J. Bruser.

V. Further Reading for the Teacher

- A. SAUL, DAVID, AND SOLOMON by Hugo LJ. Odhner, Chapter 1, "The Reluctant Kingmaker." (Excellent overview of period between Joshua and Saul.)
- B. Dole's BIBLE STUDY NOTES, Vol. 3, "The Birth of Samuel" (I Samuel 1; 2:1-11), pp. 1-14.
- C. Dole's BIBLE STUDY NOTES, Vol. 3, "The Lord Calls Samuel" (I Samuel 3), pp.15-2

Primary Sunday School Lessons: Phase 3 – Lesson 22

RETELLING OF THE BIRTH AND CALL OF SAMUEL

- 1: (Hannah had no children, and she was sad. And Hannah and Elkanah, her husband, went to the tabernacle in Shiloh.)
- 1:10 Hannah prayed to the Lord and wept in anguish.
- 1:11 Then she made a vow and said, "O Lord, if You will give your maidservant a male child, then I will give him to the Lord all the days of his life."
- 1:17 Then Eli the priest said, "Go in peace, and the God of Israel grant your petition which you have asked of Him."
- 1:18 And she said, "Let your maidservant find favor in your sight." So the woman went her way, and her face was no longer sad.
- 1:20 After a while, Hannah gave birth to a boy and called his name Samuel, saying, "Because I have asked for him from the Lord."
- 1:21 And the time came for Elkanah and all his household to go offer the Lord the yearly sacrifice and vow at the tabernacle.
- 1:22 But Hannah did not go up, for she said to her husband, "I will not go up until the child is old enough to appear before the Lord and remain there forever."
- 1:23 And Elkanah her husband said to her, "Do what seems best to you; wait until he is older." So the woman stayed and nursed her son until she had weaned him.
- 1:24 Then she took the child to Eli at the house of the Lord. And the child was young.
- 1:27 And she said, "For this child I prayed, and the Lord has granted me my petition."
- 1:28 "Therefore I have lent him to the Lord; as long as he lives he shall be lent to the Lord." So they worshiped the Lord there.
- 2:11 Then Elkanah and Hannah went home. But Samuel ministered to the Lord before Eli the priest.
- 2:18 Samuel ministered before the Lord, even as a child, wearing a linen ephod.
- 2:19 His mother used to make him a little robe, and bring it to him each year when she came up with her husband to offer the yearly sacrifice.
- 2:21 And the Lord visited Hannah, so that she conceived and bore three sons and two daughters. Meanwhile the child Samuel grew before the Lord.
- 2:26 The child Samuel grew in stature, and in favor both with the Lord and men.
- 3:1 Then the boy Samuel ministered to the Lord before Eli. And the word of the Lord was rare in those days.
- 3:2 And it came to pass, while Eli was lying down in his place, and when his eyes had begun to grow dim that he could not see,
- 3:3 and before the lamp of God went out in the tabernacle of the Lord where the ark of God was, and while Samuel was lying down to sleep,
- 3:4 that the Lord called Samuel. And he answered, "Here I am."
- 3:5 So he ran to Eli and said, "Here I am, for you called me." And he said, "I did not call; lie down again." And he went and lay down.
- 3:6 And the Lord called yet again, "Samuel!" So Samuel arose and went to Eli, and said, "Here I am, for you called me." And he answered, "I did not call, my son; lie down again."
- 3:7 (Now Samuel did not yet know the Lord, nor was the word of the Lord yet revealed to him.)

Primary Sunday School Lessons: Phase 3 – Lesson 22

- 3:8 And the Lord called Samuel again the third time. Then he arose and went to Eli, and said, "Here I am, for you did call me." Then Eli perceived that the Lord had called the boy.
- 3:9 Therefore Eli said to Samuel, "Go, lie down; and it shall be, if He calls you, that you must say, 'Speak, Lord, for your servant hears.'" So Samuel went and lay down in his place.
- 3:10 Then the Lord came and stood and called as at other times, "Samuel! Samuel!" And Samuel answered, "Speak, for Your servant hears."
(Then the Lord told Samuel how He would punish Eli's sons, who were evil men.)
- 3:15 So Samuel lay down until morning, and opened the doors of the house of the Lord. And Samuel was afraid to tell Eli the vision.
- 3:16 Then Eli called Samuel and said, "Samuel, my son." And he answered, "Here I am."
- 3:17 (Eli asked Samuel what the Lord had said. Samuel told him everything. And Eli
:18 said, "It is the Lord. Let Him do what seems good to Him.")
- 3:19 So Samuel grew, and the Lord was with him.
- 3:20 And all Israel knew that Samuel had been established as a prophet of the Lord.

Primary Sunday School Lessons: Phase 3 – Lesson 22

ELI AND SAMUEL DIORAMA PROJECT

Materials Needed: 12 X 18 black construction paper
white poster board (or stiff white paper)
white and colored cloth scraps (optional)
yarn, string, or "twist 'em's" (optional)
fancy cloth scraps suitable for curtain in tabernacle
felt markers
colored construction paper (at least 2 colors)
cotton balls (optional)
gold foil, glitter, yellow paper, yellow or gold crayon or oil pastels
scissors
glue or stapler


Before Class:

1. On white poster board, trace figures of Eli and Samuel.
2. If you plan to have the students "dress" the figures, cut cloth according to the pattern provided, and slit the neck holes. Also, cut string or yarn for sashes if not using "twist 'em's."
3. Cut cloth scraps for tabernacle curtains (4 1/2" x 8").
4. Cut (or trace for students) rectangles of colored construction paper for beds for Eli and Samuel. (Choose colors that will contrast well with both the black backdrop and their clothing.)
5. Cut two triangular braces for backdrop from black construction paper according to pattern. Crease on fold lines.

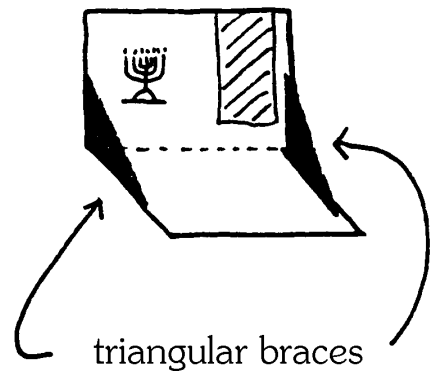
In Class:

1. Cut out traced figures of Samuel and Eli. Dress the figures with pre-cut cloth tunics and sashes or "twist 'em's"; or have children use markers to color on clothing. Use markers for faces and hair.
2. If not done before class, cut out construction paper rectangles for beds for Eli and Samuel. (Glue on cotton balls for pillows, if desired.)
3. Give each child a piece of black construction paper creased in half widthwise. On the black paper backdrop, make the seven-branched lampstand that was lit all the time in the Holy Place. (Show children a picture of a lampstand, the lampstand from the cardboard tabernacle, and/or the New Church bronze seal.) This can be done with gold foil, glitter, yellow paper, gold or yellow crayon or oil pastels.
4. Give each child 2 triangular braces. Glue the 1/2" flaps to floor and backdrop so black paper will not collapse.
5. Glue or staple the cloth curtain to the top of the backdrop next to the lampstand.
6. Put the two beds on the black "floor," and lay Eli and Samuel on their beds.
7. Children can use the figures and diorama to re-enact the story.

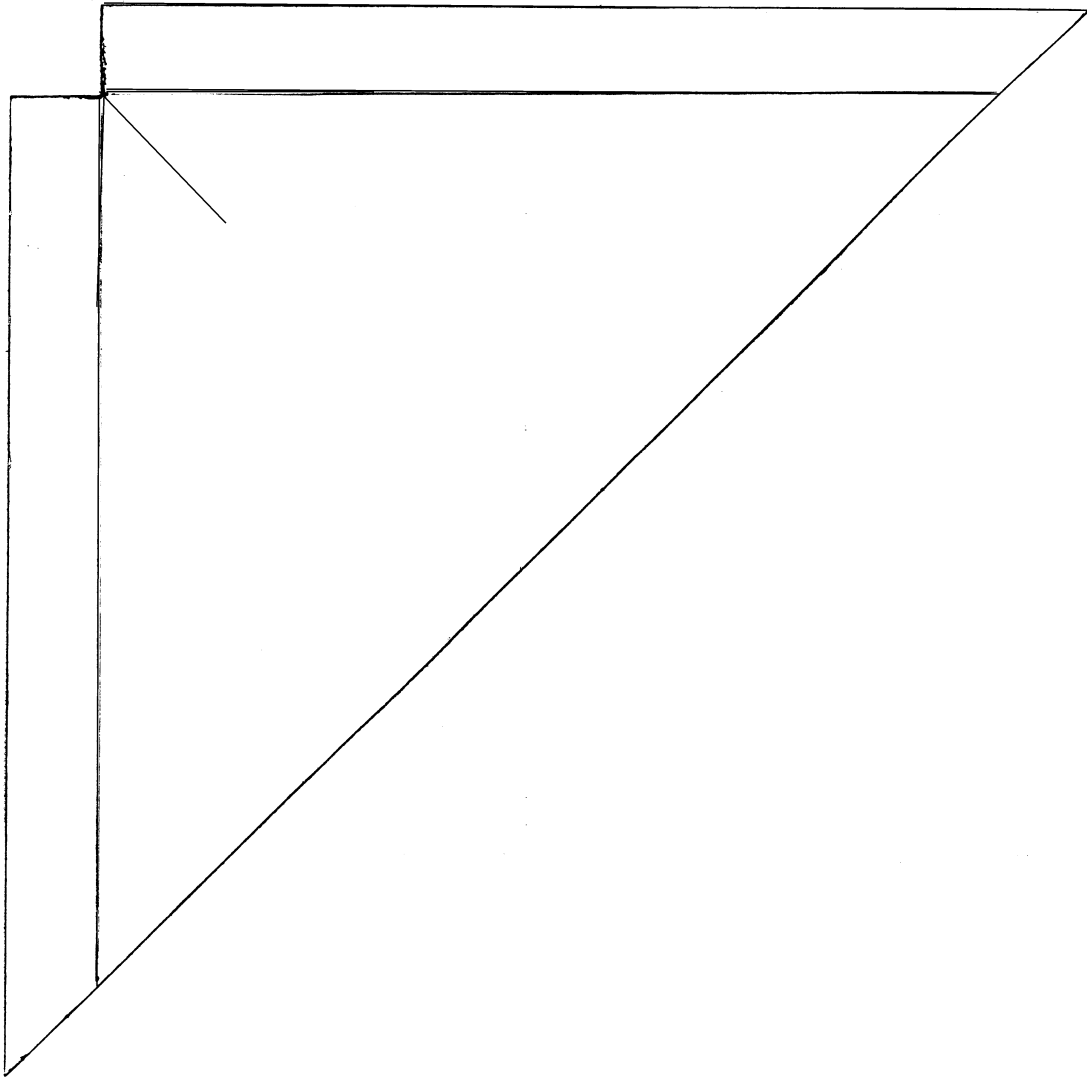
Primary Sunday School Lessons: Phase 3 – Lesson 22



fold



Primary Sunday School Lessons: Phase 3 – Lesson 22

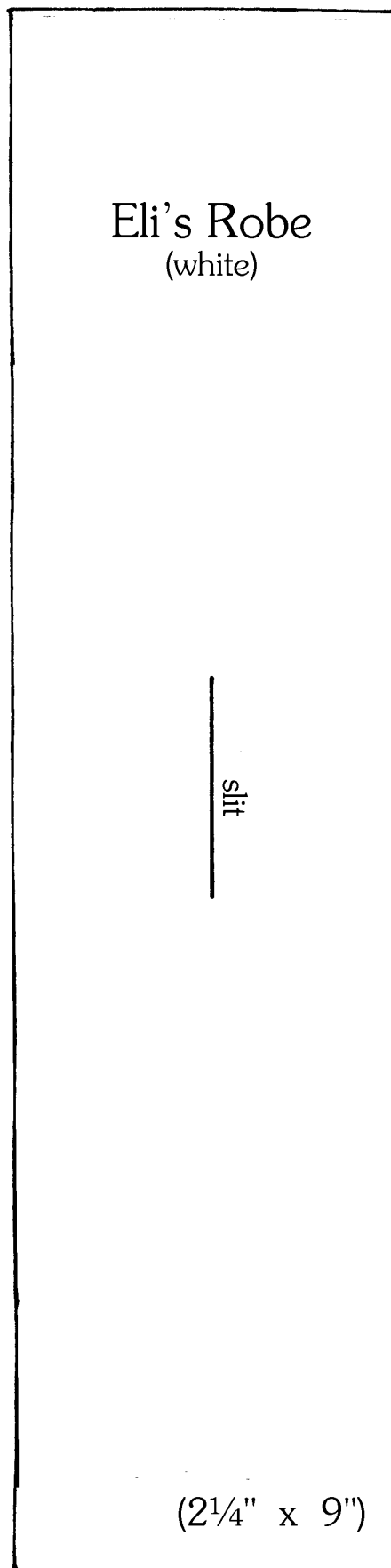
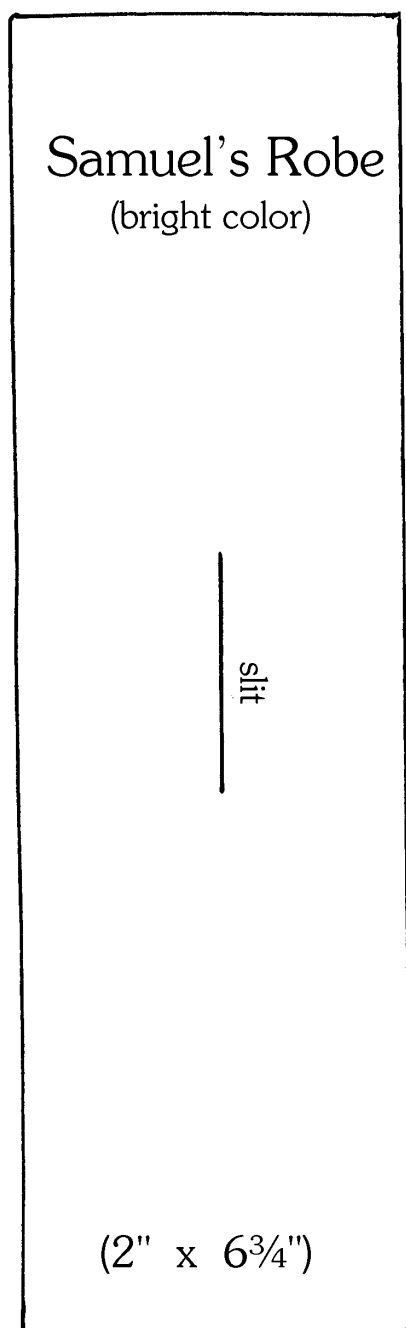


Primary Sunday School Lessons: Phase 3 – Lesson 22

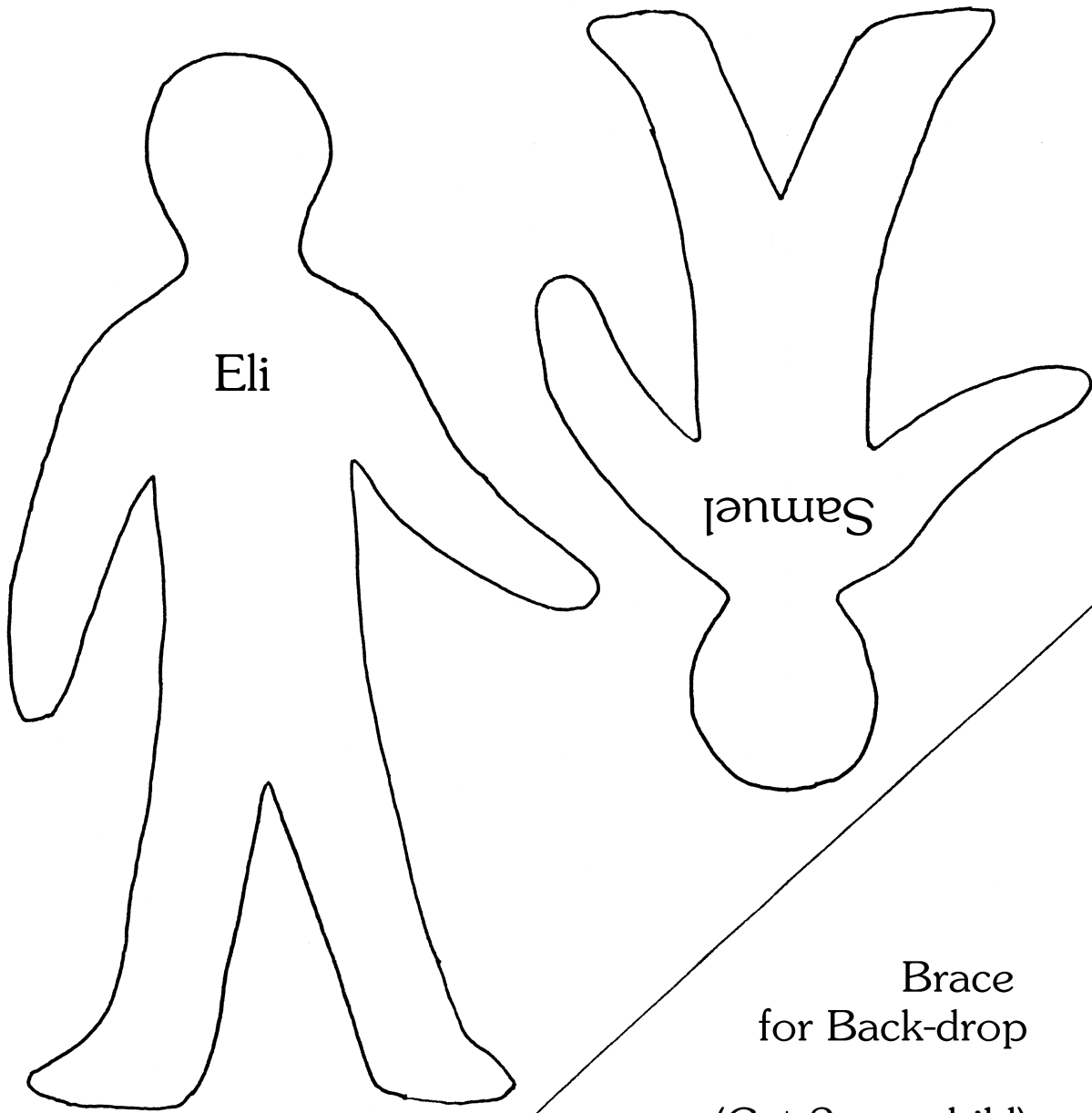
Bed for Samuel: $4\frac{1}{2}$ " x 6"

Bed for Eli: $4\frac{1}{2}$ " x 8"

Tabernacle Curtain: $4\frac{1}{2}$ " x 8"



Primary Sunday School Lessons: Phase 3 – Lesson 22



Eli

Samuel

Brace
for Back-drop
(Cut 2 per child)

fold on line

fold on line