

Glenview New Church Sunday Morning Program
Preschool Lessons, Phase 1 - Lesson 12
Church Window (Exodus 19:16-20)

Theme: Church and Worship

Note for Teachers Outside Glenview: Much of this lesson is specific to the church window in the Immanuel Church, but it can be adapted easily by omitting references to Glenview's window and the Ten Commandments given on Mt. Sinai.

I. Underlying Ideas for the Teacher

- A. A church is a special place where people can worship the Lord together.
- B. Worship is to think about the Lord with love in our hearts.
- C. People can worship the Lord without a church. The Lord said, "For where two or three are gathered together in My name, I am there in the midst of them." (Matthew 18:20)
- D. One of the Ten Commandments is to keep the Sabbath holy. We should worship the Lord and seek spiritual nourishment.

II. Story Circle

- A. Introduce the Story
 - 1. What do you do when you go to church? (Sing, say the prayer, hear a story from the Word, listen to the minister explain the story.) We do many things in church, don't we?
 - 2. We go to church to worship the Lord. That means we think about Him, and we feel love for the Lord. And we go to church to learn about Him. That is why we listen carefully when the minister reads the Word and tells us about the story.
 - 3. Do you need to have a church building to worship the Lord? (No) All you need to worship the Lord are the Word and people. When He was on earth, the Lord said, "For where two or three are gathered together in My name, I am there in the midst of them." So you can worship the Lord at home, at school, outdoors, and many other places.
 - 4. A church is a special place to worship the Lord because we use the church *only* for worship! And there are special things about the church, which help us think about the Lord.
 - a. There is a large copy of the Word on the altar of the church. When the Word is open, some people like to think of the Lord standing there beside the Word.
 - b. We have candles and beautiful flowers in the church.
 - c. We have other beautiful things in the church, such as the church window. Today we are going to talk about that beautiful window. A minister made it a long time ago. Can you tell me what is pictured in the window? (Mountain, river, two trees, well, clouds, sky)

Preschool Sunday School Lessons: Phase 1 - Lesson 12

B. Tell/Read the Story

1. The large mountain in the window is Mt. Sinai. (Can you say "Mt. Sinai"?) Long ago, the Lord came to Mt. Sinai and gave Moses part of the Word there. He wrote the Ten Commandments with His finger on two tablets of stone. Then He gave them to Moses.
2. Read Exodus 19:16-20.
3. Retelling of Exodus 20:1,18,21; 24:12,15,18; and 31:18
Then the Lord spoke the Ten Commandments. And all the people witnessed the thunderings, the lightning flashes, the sound of the trumpet, and the mountain smoking; and when the people saw it, they trembled and stood far away. But Moses drew near the thick darkness where God was.

Moses went up onto the mountain another time, and a cloud covered the mountain. The Lord talked to Moses for forty days and forty nights. And when the Lord was done speaking with him on Mount Sinai, He gave Moses two tablets of stone, written with the finger of God. The tablets were the work of God, and the writing was the writing of God.
4. Can you see why Mt. Sinai is such a special place?

C. Ideas to Discuss

1. Why do we go to church? (To worship the Lord and to learn more about Him.)
2. Can you worship the Lord in other places? (Yes. You can worship the Lord at home in family worship. You can worship the Lord at school. You can worship the Lord outside.)
3. Is the Lord with us when we worship Him? (Yes. The Lord tells us in His Word, "For where two or three are gathered together In My name, I am there in the midst of them." When the Word is opened, you can imagine the Lord coming to stand right there beside it!)
4. What special part of our church can help us think about the Lord? (The church window above the Word)
5. What mountain is pictured in that window? (Mount Sinai)
6. What special thing happened on that mountain? (The Lord gave Moses the Ten Commandments, which are part of the Word.)
7. What did the Lord write the Ten Commandments on? (He wrote them with His finger on two tablets of stone.)

D. Further Ideas

1. The Ten Commandments tell us that we should love the Lord and the neighbor. They tell us these things we should do:
 - a. Shall worship no other god.
 - b. Shall not take the Lord's name In vain. (Don't joke about the Lord or His Word.)
 - c. Keep Sunday holy. (Spend some time worshipping the Lord and learning about Him.)
 - d. Honor father and mother. (Obey them.)

Preschool Sunday School Lessons: Phase 1 - Lesson 12

- e. Shall not kill.
 - f. Shall not hurt marriage.
 - g. Shall not steal.
 - h. Shall not lie.
 - i. Shall not want what belongs to someone else.
2. He knows that if people do something bad. It will make them sad. If people do good things, they will be happy. The Lord gave us the Ten Commandments so that we can be happy.
3. When you go to church and see the mountain in the church window, what will you think about? Perhaps you'll remember that the mountain is Mount Sinai where the Lord gave Moses the Ten Commandments. And maybe you'll remember that the Lord gave Moses the Ten Commandments because He loves us and wants us to be happy.

III. Enrichment Activities

A. Music


1. "Moses went to Sinai's peak," *Hymnal* #187.

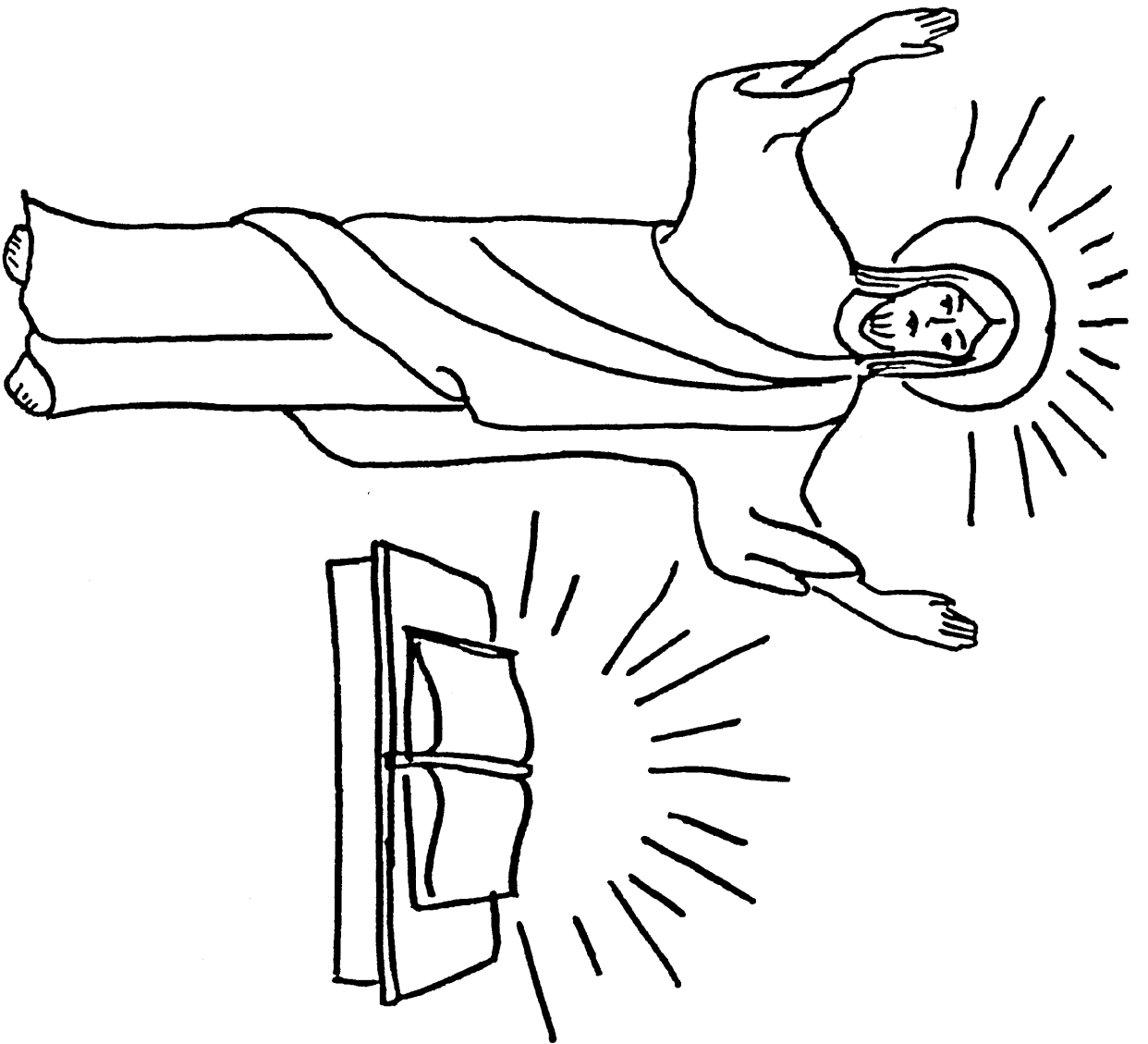
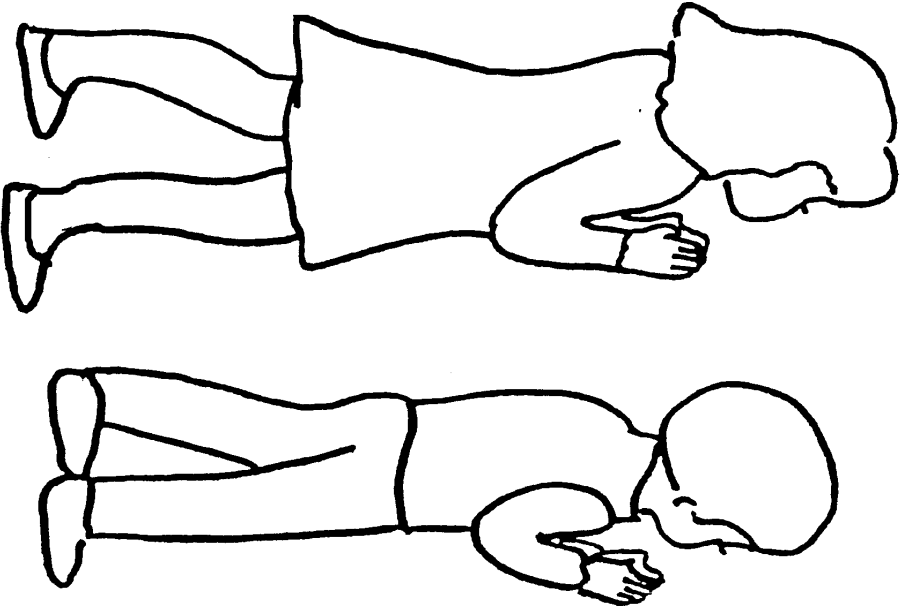
B. Activities

1. Color the stained glass window that is above the Word in the Immanuel Church in Glenview, Illinois.
 - a. If desired, the teacher can cut frame for the window from construction paper, making the opening the same size and shape as the window. Tape the stained glass window to the back of the frame and display.
4. Color the attached picture of a boy and girl who stand before the open Word with the Lord nearby. (This picture is adapted from a General Church Religion Lessons picture.)
5. Make a picture of the Lord standing beside the open Word.
6. Or come up with your own project suited to your church building or repository at home.

IV. Teaching Aids

- A. A picture of the Immanuel Church window.
- B. The Immanuel Church Sunday School banner (stored in the attic with the Sunday School supplies), a fabric collage of the church window.
- C. Illustrations of Moses receiving the Ten Commandments.
- D. Pictures of other church buildings of the New Church.





"Where two or three are gathered together in My name,
I am there in the midst of them."

Matthew 18:20