

Lesson 44: DAVID BRINGS THE ARK BACK TO JERUSALEM
2 Samuel 6:1-17

INTRODUCTION:

Before David, or even Saul, had become king of Israel, the Philistines had stolen away the holy ark of Jehovah. But as soon as they had the ark in their possession, terrible plagues began to descend onto the Philistines. Whatever city the ark was in, death and disease would come to its people. The Philistines were desperate to get rid of it, so finally they sent it away on a cart pulled by two cows. The cows brought the ark back to Israel, but plagues then began to descend on the Israelites who found it, because they had dared to look inside it. The ark of Jehovah was a tremendously holy and powerful thing, and in order to be safe around it, the Israelites had to obey the strict rule which told them not to touch or look upon the ark. If they didn't obey these rules, the Israelites would be in danger of being harmed or even killed by the ark's incredible power.

The Israelites were afraid, and sent the ark to one of the cities of the Gibeonites, a city called Kirjath Jearim. There, the ark was brought into the home of a man named Abinadab, and it stayed in his home until, *twenty years later*, King David came to get it, to bring it home to the tabernacle in Jerusalem, where it belonged.

In the spiritual world, if someone goes into heaven when they are not ready to, they feel horrible. The sphere of heaven is so *different* that they cannot breath – they are not ready to be near such powerful love, so it is dangerous for them to be there.

That is how it was for the Israelites and the ark. The ark was full of God's power and love, and they were not ready to be in direct contact with it. That is why the ark was supposed to remain covered when it was being taken anywhere, and whit it really belonged in the closed room called the Holy of Holies in the tabernacle. Only people who had been specially prepared by the Lord, as Abinidab must have been, could be in contact with it. But now, twenty years after coming into Abinidab's house, it was time for David to bring the ark home.

READING:

Have the children read aloud 2 Samuel 6: 1-17 (or it could be 1-19).

DISCUSSION:

According to God's law, the ark was supposed to be carried on the shoulders of two Levites, not on a cart. If they had obeyed this, then the ark wouldn't have been shaken by the oxen, and Uzzah wouldn't have been tempted to touch it. Uzzah should have obeyed the law about not touching the ark, and believed that the ark had the power to take care of itself.

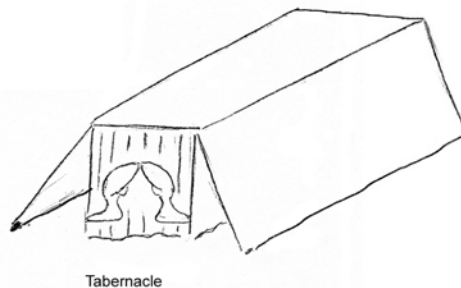
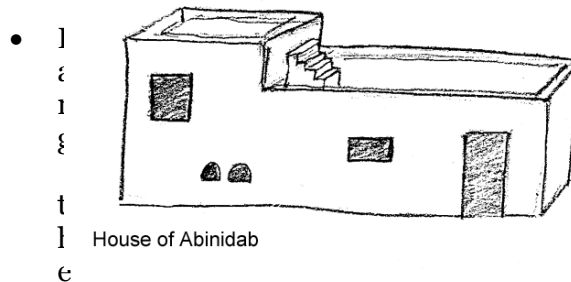

ACTIVITY: Board Game

Play the enclosed board game with students.

ALTERNATIVE ACTIVITIES:

1. Make a mural (to be used as a game board).

- Materials needed: mural paper; crayons or paint; thumb tacks or sticky tack
- The teacher prepares the mural paper by drawing a road with 12 game squares, from one end of the paper to the other, and labels where the 3 buildings and the wall will go. (See illustration below.)
- Divide the class into 4 groups and assign three groups one of the following buildings to draw or paint on the mural: Abinadab's house, Obed-Edom's house, the Tabernacle. The fourth group should paint a wall (sponge painting works well for stones) somewhere before the Tabernacle to represent the wall around Jerusalem. Encourage details on both the buildings and the landscape. If possible, provide pictures of houses and landscapes from the ancient world, and also of the tabernacle.





mural up on a wall or tack it up on a bulletin board

2. Play “Bring the Ark Back to the Tabernacle.”

- Divide the class into two groups. Each group colors the ark, cart, and ox provided on the following page to use as its playing piece, and then cuts them out in their oval shape. (If the mural is tacked onto a bulletin board, use thumb tacks to hold up the two arks. Be sure to explain to the class that a thumb tack should not go through the ark. If the mural is hung on a wall, use sticky tack on the back of the arks.) The teacher reads the questions provided at the end of the lesson, with the teams taking turns in answering. Every time a team answers a question correctly, it advances one space. The team to reach the tabernacle first wins.
- Roll up the mural and store for another time.

GAME PLAYING PIECE



Lesson 44 – Oak Arbor New Church Sunday School, page 4

Questions for “Bring the Ark back to the Tabernacle” (based on 2 Sam. 6:1-17)

1. How many Israelitish men did David gather together to bring up the ark? (30 thousand)
2. What were these men like? (They were all the choice men.)
3. In whose house had the ark been for 20 years? (Abinadab's)
4. What did they put the ark on? (A new cart)
5. How did David and the Israelites show their happiness when the ark was brought out of Abinadab's house? (They played all kinds of instruments.)
6. Name two of the instruments. (harps, stringed instruments, tambourines, sistrums, cymbals)
7. What was Uzzah's job? (Driving the cart)
8. What did Uzzah do that he shouldn't have done? (He took hold of the cart.)
9. Why did he do this? (Because the oxen shook it)
10. What happened to Uzzah? (He was killed.)
11. Where did David take the ark? (To the house of Obed-Edom)
12. Why did he take it there? (He was afraid to take it to Jerusalem).
13. How long did the ark stay with Obed-Edom? (Three months)
14. What did the Lord do for Obed-Edom ? (He blessed him and his family.)
15. When David heard this what did he do? (He brought the ark to Jerusalem.)
16. What did David do when the ark had gone six paces into the city? (He sacrificed oxen.)
17. How did David show his happiness? (He danced with all his might.)
18. How did Israel and David celebrate? (They shouted and blew trumpets.)
19. After they had placed the ark in the tabernacle, David made offerings unto the Lord. What did he do for the people? (He blessed them.)

David Brings the Ark Back to Jerusalem

~ A Board Game ~

For Ages 6 - 11

Game Directions

Object of the Game:

Be the first player to get the Ark back to the Holy of Holies. (You must have the exact amount of moves to get there.)

Set-Up:

- Needed: game pieces and one die
- Place all game pieces on the House of Abinadab.

Teacher:

1. Hold up board and, pointing to each square, read the quotes. (Or, read over sheet with quotes listed and point to each square as you read the quotes.) This will review the story and give meaning to the game.
2. Now read the following instructions aloud to the children:

How to Play:

- ❖ You will take turns rolling the die and moving your game piece forward.
- ❖ See who can get their Ark back to the Holy of Holies first. (You must have the exact amount of moves to get there.)
- ❖ The LOSE ONE TURN spaces come when things happened that slowed down David's journey in bringing the Ark back to Jerusalem.