

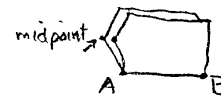
How to fold and make a 5 point star with one cut!
(Design attributed to Betsy Ross!)

① Fold a regular $8\frac{1}{2} \times 11$ " piece of paper in half.



Crease.

② Find midpoint of a shorter side by folding & opening.



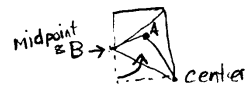
⑤ Cut on a slanted line across whole 10 layers.



Open:



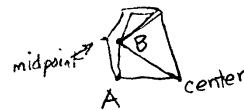
④ Fold small triangle up:



then fold second crease



③ Fold so that a lower corner touches the midpoint:



Crease. Where two creases meet will be the center of the star.