

RELIGION PROJECTS






Designed by Lori Odhner, Wendy Hoo, and Sonia Werner

Text: II Kings 20

Subject: Hezekiah and Isaiah

Dole Notes: Volume: 3 Chapter: 78 Page: 309

Age Group: Beginners: 3-5

basic supplies:    (MARKERS)  PAPER  PAINT

materials:

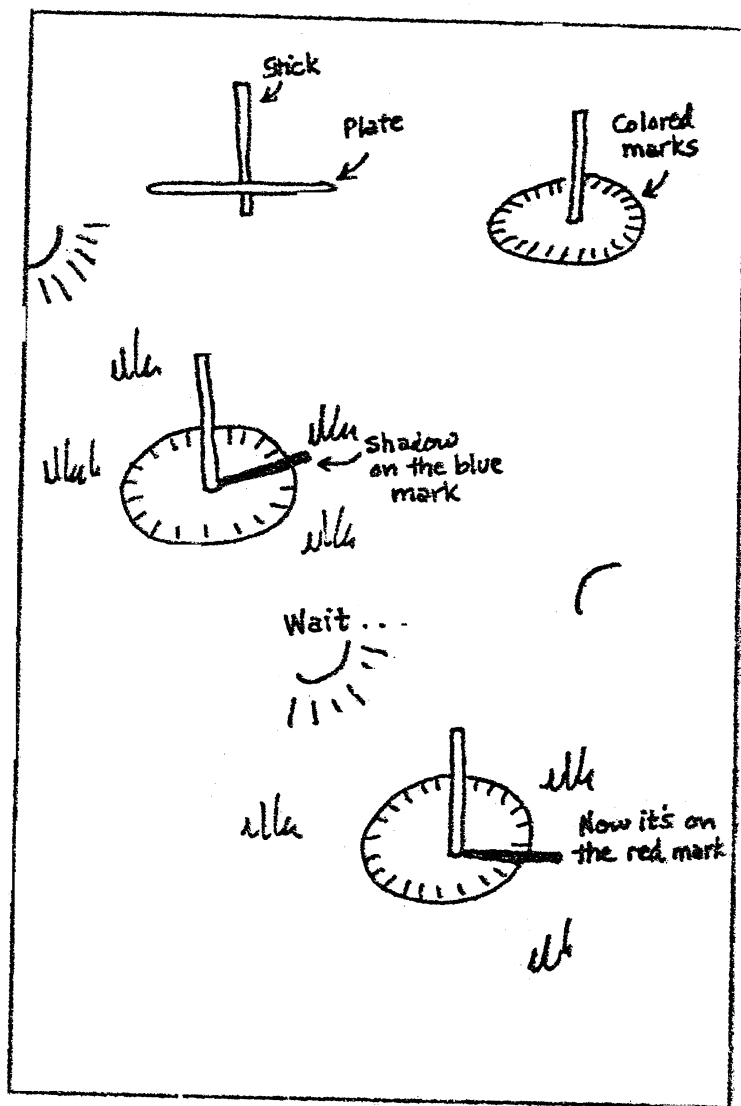
- paper plates
- straight sticks, dowels or chopsticks
- crayons or craypas

teacher preparation:

- arrange for a sunny day
- have an alternative plan if it isn't!

procedure:

- poke sticks through the center of plates
- make colored marks around the plate's edge
- remember what color the shadow is on when you go outside and poke it in the ground
- after the lesson, look and see where the shadow has moved to



note: This is a different kind of sundial than was used then.

notes: do project first, then lesson, so there is more time for the shadow to move
- if the sun is directly overhead, slant stick to the north
• eat figs

MUSIC: first songs: p.15

Lori's tape: Moses Said, To all of the Angels
Liturgy: 465