

General Church Education



Joseph's Dream

Matthew 1:18-25

Lesson 28

Jacob's Ladder Religion Lessons

Level 1: The Lord Is Our Creator

For ages 6-7 years

JOSEPH'S DREAM

MATTHEW 1:18-25

In today's story the angel of the Lord appeared to Joseph in a dream. Joseph was betrothed, but not yet married, to Mary. He was naturally troubled when he found that Mary was with child. The angel reassured Joseph that he need not fear to take Mary as his wife, explaining that the Baby was conceived of the Holy Spirit. This Baby was the fulfillment of prophesies recorded in the Word. He would be "God with us."

Joseph had simple faith in the word of the angel. He willingly took on the role of protecting Jesus to raise Him *as if* He were his son. The soul of Jesus was Divine, which filled Him with Divine Love and the desire to save the whole human race. The promised Messiah was to be a descendent of King David. Both Joseph (His "supposed" father) and Mary were from the house of David.

IDEA FOR PARENTS & TEACHERS

- We can remember the humble, willing spirit of Joseph as he undertook the responsibility to care for and protect the young Jesus. Joseph's actions can be an example for us as we cooperate with the Lord in teaching children. In a real sense, children are loaned to us by the Lord. We are all the Lord's children with the Lord as our Heavenly Father.

FROM THE WRITINGS

Three essentials, namely, soul, body and activity, were and are in the Lord God the Savior. His soul was from Jehovah His Father; for in the Word, He is called the Son of Jehovah, the Son of the Most High God, the Only-begotten. So the Father's Divine is His first essential, as the soul is in man. It follows from this that the Son born to Mary is the body of that Divine soul, for what grows in the mother's womb is simply the body conceived and derived from the soul. See *True Christian Religion* 167

It is the essence of Love to love others outside of one self, to desire to be one with them, and to render them blessed from oneself. The first essential, which is to love others outside of one's self, is recognized in God's love for the whole human race. The second essential of the love of God, which is a desire to be one with others, is recognized in His conjunction with the angelic heaven and everyone on earth. The third essential of the love of God, which is to render others blessed from Himself, is recognized in eternal life, which is the endless blessedness and happiness that God gives to those who receive His love into themselves. See *True Christian Religion* 43

JOSEPH'S DREAM

IMPORTANT IDEAS


Jesus was the Son of God.

Joseph was a good man who obeyed the voice of the Lord.

In our last lesson we learned about the angel Gabriel who came to Mary to tell her that she would be the mother of the Lord when He was born into the world. You may remember that Gabriel also told her that the Baby would not have an earthly father. He would be the Son of God.

Today we will read about another time that an angel appeared to someone to say that the Lord would soon be born into the world.

Joseph was a just man. This means that he tried to do what was right and to help other people. He loved Mary and was betrothed, or promised, to her to be married. When he discovered that she was going to have a Baby he was thinking about how to best look after Mary and protect



her. While he was thinking about these things, an angel appeared to him in a dream.

The angel comforted Joseph and helped him to know the right thing to do to help Mary and her Baby. As we read, listen to what the angel told Joseph to do. Read Matthew 1:18-20.

The angel told Joseph not to be afraid to take Mary to be his wife. He told him that the Child conceived in Mary was "of the Holy Spirit." This is another way of saying that the Baby was the most special baby every born on earth. His soul was God Himself.

The angel also told Joseph that this special Baby would "save His people from their sins." This means that He would show people the way to heaven. This is why the angel told Joseph, as he had told Mary, that they should name the Baby "Jesus." "Jesus" means Savior. Read Matthew 1: 21-25.

Joseph was a very good man. He believed the words of the angel and willingly took on the responsibility of protecting Jesus and caring for Him while He was a

Child. He knew that a Baby born "of the Holy Spirit" would be an amazing miracle. Both Joseph and Mary knew that they were being asked by the Lord to do something special. They would learn more about just how special Jesus would be as they watched Him teaching and performing miracles in His later life.



DISCUSSION

- The Lord has many names. Each of these names tells us something special about the Lord. In the Christmas story the Lord is called by different names. What name for the Lord did the angel tell Mary? (*Gabriel told Mary to name the Lord "Jesus."*)
- The angel also used the names "Lord," "God," "Son of God," "Holy Spirit," "Highest," and "Holy One" when speaking of the Lord to Mary.
- The angel also told Joseph to name the Baby "Jesus." Can you remember the reason why He was to be called Jesus? (*The angel said, "For He will save His people from their sins."*) The name Jesus means Savior.
- The angel reminded Joseph that the Lord's birth had been promised long ago. He said that the Baby would be called "Immanuel, which is translated, 'God with us.'" Using this name for Baby Jesus was a way to be sure that it would be understood that His Father was not Joseph, but God Himself.
- In each of our Christmas stories we have read about an angel bringing the promise of the Lord's birth. Can you imagine what it would be like to have your spiritual eyes opened to see an angel? Can you describe how you would feel? (*Answers may include afraid, happy, etc.*)
- The Lord sends His angels to help people in many ways. They help when people are afraid, or need protection from evil. In both our stories an angel brought wonderful news. He said, "Fear not" to both Mary and Joseph. The Lord did not want Joseph and Mary to be afraid. He wanted them to feel joy and the peace of heaven when they heard the angel's happy news.
- Our next story will tell about angels who bring the happy news of the Lord's birth to more people.



JOSEPH'S DREAM | Activities


Recitation

- Learn the recitation.

The angel said to her, "Do not be afraid, Mary, for you have found favor with God. And behold, you will conceive in your womb and bring forth a Son, and shall call His name Jesus. He will be great, and will be called the Son of the Highest."

Luke 1:30-32 (Portions)

When your child has learned the recitation, look for the recitation award picture like this in the *Recitation Book*. Give your child a sticker, e.g. a star, to decorate it.



Song

- *Good News from Heaven the Angels Bring*

Listen at <https://www.newchurchvineyard.org/resource/song-good-news-from-heaven-the-angels-bring/>

Project

- Joseph Protects the Baby Lord
- Picture to color

Joseph Protects the Baby Lord


This project helps children learn the important role Joseph had in protecting Mary and the baby Lord.


Supplies needed

- 1 piece of paper for printing
- scissors
- colored pencils or crayons
- scissors
- tape

Directions

1. You will be making a picture of Joseph taking Mary to be his wife and protecting the baby Lord.
2. Print the picture of Joseph and Mary holding the baby Lord.
3. Cut the page in half along the heavy dashed line in the middle of the page.
4. Color both sides of the page.
5. Take the Joseph picture and cut along the dotted lines on the side of Joseph's body, being careful not to cut off the tab.
6. Take the Mary picture. Cut carefully along the dotted line from the center of the page to Mary. Cut carefully around the baby Lord on the dotted line.
7. Turn the project over so that the colored pictures are face down. Line up the two halves along the center line so that the top of Joseph's tab lines up with the cut you made to the baby Lord. Tape the two halves back together across the tabs. Two samples using contrasting papers are included on the following page to help you visualize how the project works.
8. Turn the project over. Slide Mary towards Joseph so that he can protect Mary and the baby Lord (see sample, above).





Sample 1

Back view of project made from colored paper for demonstration purposes, showing how to fasten Joseph's arm at the back of the project. This allows Joseph to draw close to Mary and the baby Lord to protect them.

Sample 2

Front view of project made from colored paper for demonstration purposes, showing what the project looks like when Joseph is protecting the baby Lord.



