

General Church Education



Palm Sunday

Mark 11

Lesson 31

Jacob's Ladder Religion Lessons

Level 1: The Lord Is Our Creator

For ages 6-7 years

PALM SUNDAY

MARK 11:1-10

The triumphal entry into Jerusalem is the introduction to the Lord's final week on earth. The Word tells us many things that happened during this important time. The details of this story carry an inner message that can help us to better understand how the life of the Lord is a parallel to how He can lead us through our life of regeneration.

The Lord's triumphal entry into Jerusalem on a colt, the foal of an ass, illustrates the Kingship of the spiritual truth found in His Word. This spiritual truth, when it is the foundation of our lives, leads us on the road to heaven just as the road in our story for today led the Lord to "Zion," or the city of Jerusalem.

IDEA FOR PARENTS & TEACHERS

- We can join the disciples and the others who welcomed the Lord into their lives as their King and Savior. Our heartfelt greetings to Him can help to open the way for Him to take His place as the One and only King who saves us from our spiritual enemies.

FROM THE OLD TESTAMENT

Rejoice greatly, O daughter of Zion; shout, O daughter of Jerusalem; behold, thy King cometh unto thee; he is just, and having salvation; lowly, and riding upon an ass, and upon a colt the foal of an ass. Zechariah 9:9

FROM THE WRITINGS

Jesus sent two of his disciples to bring him a donkey and her foal. This was done that it might be fulfilled which was spoken by the prophet, saying, "Tell the daughter of Zion, behold your King is coming to you, meek, lowly and sitting on a donkey, and a colt the foal of a donkey." (Matthew 21:2, 4-5; John 12:14-15) *Apocalypse Explained* 850.4

A "garment" means truth. When the disciples laid their garments on the donkey and her colt, it represented the recognition that truths were the foundation on which the Lord as supreme Judge and King rested. This same recognition was likewise represented when the crowd spread their garments on the road. Another reason why they spread them on the road was that 'the road' means the truth by means of which a member of the Church is led. And the reason why they also spread the branches of trees was that 'trees' meant perceptions and also knowledge of truth and good. Those actions were also performed then because it was customary for the chief persons among the people to lay their garments on supreme judges and kings' donkeys and mules when they rode in pomp on them, and for the people themselves to spread their garments on the road, or the branches of trees instead. See *Arcana Coelestia* 2912

PALM SUNDAY

IMPORTANT IDEAS

The Lord is King of heaven and earth.

He is our Savior.

Today's story takes place soon after the miracle of raising Lazarus. At this time, there were crowds of people, including the Lord and His disciples, coming into the city of Jerusalem to celebrate the special Jewish holiday called "Passover."

As they got near to Jerusalem, Jesus and His disciples came to Bethphage, a little village. Listen to hear what the Lord told His disciples to do. See if you can tell what animal the Lord wanted to ride on as He went into Jerusalem. Read Mark 11:1-7.

People who had seen the miracle of raising Lazarus told others about the amazing and great power of the Lord. Word spread quickly. Soon many of the Jews who had come to Jerusalem to celebrate the Passover heard about Lazarus. Crowds of people went rushing out of the city to see for themselves if Lazarus was indeed alive. On their way, they met Jesus and His disciples coming into the city to celebrate the Passover.




They saw that the Lord was riding on a colt, or very young donkey. The people who saw Him remembered that, from ancient times, kings rode on colts as a sign of their "kingship."

When they saw the Lord on the colt, the sign of a king, and when they thought about the great power He had shown in His miracles, they immediately greeted Him as their King and Savior. Can you imagine how excited they were? Listen to the words that they called out to the Lord as He passed by them on their way to Jerusalem. Read Mark 11:8-10.

"Hosanna!
Blessed is He who
comes in the name
of the Lord!"
"Hosanna!" means
"Please save us
now!" The Jews
welcomed Jesus as
their Savior, come
to rescue them
from the cruel
Romans who were
ruling their land.

The people put
their clothes on
the road to make a
path for the Lord
to ride on. They
waved palm
branches in the air
as they called to
Him. They did this
to show that they
wanted Him to be
their King!



DISCUSSION

- Why were there so many people in the city of Jerusalem at the time of our story? (*They came to celebrate the Passover.*)
- What important event in Jewish history did the Passover feast celebrate? Do you remember how the Lord saved the Children of Israel from their slavery in Egypt? (*Ten plagues were sent to the Egyptians so the Egyptian Pharaoh finally set the Children of Israel free.*)
- The angel of the Lord "passed over" the houses of the Children of Israel so they were protected from the tenth plague, the death of the first born animals and humans. Only the Egyptian households suffered. This protection, or "Passover," by the angel was what the Children of Israel celebrated. The Jews living at the time when the Lord was in the world continued to celebrate this miraculous protection. Many people came to Jerusalem every year for special Passover feasts and worship services. Many Jews still celebrate the Passover.
- Why do you think the Lord chose to ride into Jerusalem on a young donkey? (*Because He knew that kings rode on colts. He wanted to show that He is the King of all.*)
- The people who greeted the Lord thought that He had come to save them from their enemies, the Romans, who were ruling their country. Do you think the people were right? Did the Lord want to rule over the land and sit on a throne in a palace? (*No, He didn't want to rule like a natural king.*)
- The Lord came to save us from our spiritual enemies and show us the way to heaven. He is our Heavenly Father and our Heavenly King who gives us everything that we need to lead us to heaven.

PALM SUNDAY | Activities

Recitation

- Learn the recitation. Note: This longer recitation is used for all four Easter lessons. Give child(ren) as much help as they need to say the recitation, and shorten it if necessary.



Now after the Sabbath, as the first day of the week began to dawn, Mary Magdalene and the other Mary came to see the tomb. And behold, there was a great earthquake; for an angel of the Lord descended from heaven, and came and rolled back the stone from the door, and sat on it. His countenance was like lightning, and his clothing as white as snow. And the guards shook for fear of him, and became like dead men.

But the angel answered and said to the women, "Do not be afraid for I know that you seek Jesus who was crucified. He is not here; for He is risen, as He said. Come, see the place where the Lord lay. And go quickly and tell His disciples that He is risen from the dead, and indeed He is going before you into Galilee; there you will see Him. Behold, I have told you."

So they went out quickly from the tomb with fear and great joy, and ran to bring His disciples word.

Matthew 28:1-8

When the recitation has been learned, give children the recitation picture on the last page of this lesson, and a sticker, e.g. a star, to decorate it.

Song

- Lo, They Come in Glad Procession
Listen at <https://www.newchurchvineyard.org/resource/song-lo-they-come-in-glad-procession/>

Video

- Jesus Rides into Jerusalem (story from the Word)
Watch at <https://www.newchurchvineyard.org/resource/video-jesus-rides-into-jerusalem/>

Projects

- Palm Sunday Crown Project
- Picture to color

Palm Sunday Crown Project

This project helps children remember that the Lord came not be an earthly king but to be the King of Heaven.

Supplies needed

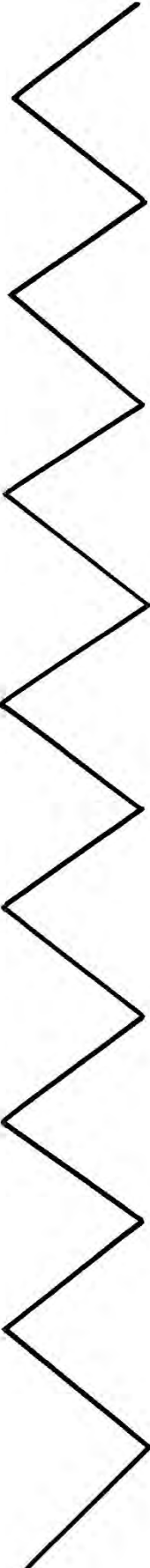
- 1 piece stiff gold paper approx. 4"x11" (10cm x 30cm)
- 1 crown template
- permanent marker
- scissors
- stapler


Directions

1. Using the crown template, trace the edge of the crown on to the back of the gold paper.
2. Cut out the crown.
3. Using a thin-tipped permanent marker, write near the bottom of the crown, "The LORD is King forever and ever." (Psalm 10:16)
4. Staple the ends of the crown into a circle. Find a good place to put this crown to remind you that the Lord is the One True King of our lives. He is the One Who leads us to His Heavenly Kingdom.



Crown template





Lessons 31, 32, 33, 34

