

General Church Education



Worship and the Lord's Prayer

Matthew 19:13-15

Lesson 1

Jacob's Ladder Religion Lessons

Introductory Level: The Lord Is Our
Heavenly Father

For ages 5-6 years

WORSHIP AND THE LORD'S PRAYER

Matthew 19:13-15

OVERVIEW OF THE STORY

The Lord came to earth to show people how to live a good life. His story is written in the Word so that everyone can learn from Him. In our story today, the Lord teaches us to pray.

CONCEPTS FOR PARENTS AND TEACHERS

- ❖ The Lord is everyone's Heavenly Father because all life comes from Him.
- ❖ The Lord is called "Father" because He protects and guides us as a father protects and leads his children.
- ❖ The Lord leads us by means of good affections and true ideas that He inspires in our hearts and minds and by the truths He gives us in the written Word.
- ❖ Human beings have an innate need to pray, that is, to talk to God.
- ❖ Humility is an essential ingredient in prayer.
- ❖ We pray to the Lord to reflect upon what He wants for us and not just ask for things we want for ourselves. This is why, in the Lord's Prayer, we say "Thy will be done."
- ❖ It helps to picture the Lord in our minds when we pray. He is our Creator and our Savior, the God of the whole universe, but He is also a personal Human God whom we can know and talk to.

WORSHIP AND THE LORD'S PRAYER

IMPORTANT IDEAS FOR CHILDREN

The Lord is our Heavenly Father.
We learn about Him in His Word—His very precious gift to us.
He wants us to trust and obey Him.
He wants us to worship and pray to Him.

Do You Know?

- ♦ **Do you know what prayer is?** (Talking with the Lord.)
- ♦ **When do we pray?** (Before meals, bedtime, worship, any time.)
- ♦ **What do we say when we pray?** (Something learned such as a verse from the Word or just talking to the Lord.)
- ♦ **What do you do with your hands when you pray?** (We usually fold our hands.)
We also close our eyes, kneel and bow our heads when we pray, don't we?

- ♦ **Do you know why we pray in this way?** (Answers vary.)

We fold our hands and close our eyes so that we can quiet ourselves and think about the Lord. We kneel and bow our heads to show we understand the Lord's power and that we worship Him.

- ♦ **Do you know who the Lord is?** (God or Jesus.)

The Lord is also our Heavenly Father. He created each one of us. He is the Father of everyone who is living now, anyone who has ever lived or who will live in the future. He knows each person. It does not matter how many people there are. Our Heavenly Father takes care of each one and gives them everything they need, because He made everything. He is kind, forgiving and loving.



OUR STORY FOR TODAY:

When the Lord lived on earth, He was named Jesus. He came to earth to show people how to live a good life because He wants everyone to live in heaven with Him forever. So He went out talking to people, teaching and healing.

People gathered in large crowds wherever He went because they could tell He was very special and His words made them feel happy. He would sometimes go out of a city and up into the nearby mountains. People would follow Him to listen to what He had to say. It was often here that the Lord would give His talks. Today we go to church and hear the minister read from the Word and give a talk.


The Lord gave many talks on the mountains with the people gathered round him. People brought their children with them. They wanted Him to put His hands on them and bless them. Jesus loved the little children. Do you think He welcomed them? Listen to this reading and see what He did.



Read **Matthew 19:13-15**.

What did Jesus do for the children? (Put His hands on them and prayed.)

It was a time such as this, when the Lord was teaching many people on the mountains, that some of them asked Him how they should pray. He wants us to worship and pray so He taught them a special prayer. We call it the "The Lord's Prayer" because He taught it to us. Good people all over the world say this prayer because He taught it on that day so many years ago when they asked Him how to pray. It was later written down and we have this prayer in the Word for today and always. You can see that His Word is a very precious gift because we can learn so many things from Him in these stories.



Have you heard these words? (Recite the Lord's prayer, below.)

Our Father, who art in the heavens, hallowed be Thy name. Thy kingdom come. Thy will be done, as in heaven so upon the earth. Give us this day our daily bread. And forgive us our debts, as we also forgive our debtors. And lead us not into temptation, but deliver us from evil. For Thine is the kingdom, and the power, and the glory, forever. Amen.

The Lord taught is this prayer, His prayer, because we might be selfish and only ask Him to give us things that we want. The Lord knows what we need and what will make us truly happy. He wants us to learn to live well now and someday live in heaven forever. Let's picture the Lord in our minds and say the Lord's Prayer together.

WHAT DID WE LEARN TODAY?

- ♦ **Where did the Lord often go to teach the people?** (Mountains.)
- ♦ **Did the Lord answer people's questions?** (Yes.)
- ♦ **Why do you think they wanted to hear Him speak?** (Because they sensed He was very special and His words made them feel happy.)
- ♦ **Is the Lord more powerful than we are?** (Yes, He created us and takes care of us.)
- ♦ **Does He want us to learn from His Word and pray to Him?** (Yes.)

WORSHIP AND THE LORD'S PRAYER ACTIVITIES



Recitation: Learn the recitation by heart and earn an award. The award is on the last page of this lesson.

Your Word is a lamp to my feet and a light to my path.

Psalm 119:105



Project Choices:

Our Heavenly Father Project
The Word Is Holy Project
Color a picture of the Lord



Songs:

When He Cometh—Listen or download at <https://www.newchurchvineyard.org/resource/song-when-he-cometh/>

Father in Heaven, Watch O'er Your Children—Listen or download at <https://www.newchurchvineyard.org/resource/song-father-in-heaven/>



Additional Activities:

- ❖ Brainstorm all the names you can think of for the Lord. (Heavenly Father, Lord, Jesus, Christ, Savior, Redeemer, King, Shepherd, Prince of Peace, Creator...) You might print these on a piece of paper with markers and hang it near a worship area.
- ❖ Bake bread. Talk about a verse or story from the Word that has nourished your life. Encourage children to do the same. For example, "You shall not live by bread alone, but by every word that proceeds from the mouth of God" (Matthew 4:4).
- ❖ Create a special place for the Word.
- ❖ Watch the story of young Samuel. Online at <https://www.newchurchvineyard.org/resource/video-the-call-of-samuel/> Notice Samuel's eagerness to listen to and obey the Lord's voice.
- ❖ Additional songs:
 - Samuel, Samuel*—Listen or download at <https://www.newchurchvineyard.org/resource/song-samuel-samuel/>
 - All that the Lord has Spoken*—Listen or download at <https://www.newchurchvineyard.org/resource/song-all-that-the-lord-has-spoken/>

Our Heavenly Father Project


Visualize the Lord as our loving Heavenly Father by drawing a picture of Him.

Supplies:

1 printed page
1 piece of red construction paper
markers or crayons
glue
glitter

Project instructions:

1. Draw a picture of the Lord in the center of the page. You may look at the pictures in our story but draw the Lord as you think of Him.
2. Glue the completed page onto the red paper, so that it forms a frame around your picture.
3. Use glue to make lines radiating from the Lord. Sprinkle on gold glitter while the glue is wet. This is to show His special heavenly qualities.
4. You may want to hang this picture near the Word in your home or in your bedroom.



The LORD is our

Heavenly Father

The Word Is Holy


Help children learn that the Lord's Word is the center of our worship by creating a repository or special place for the Word.

Supplies:

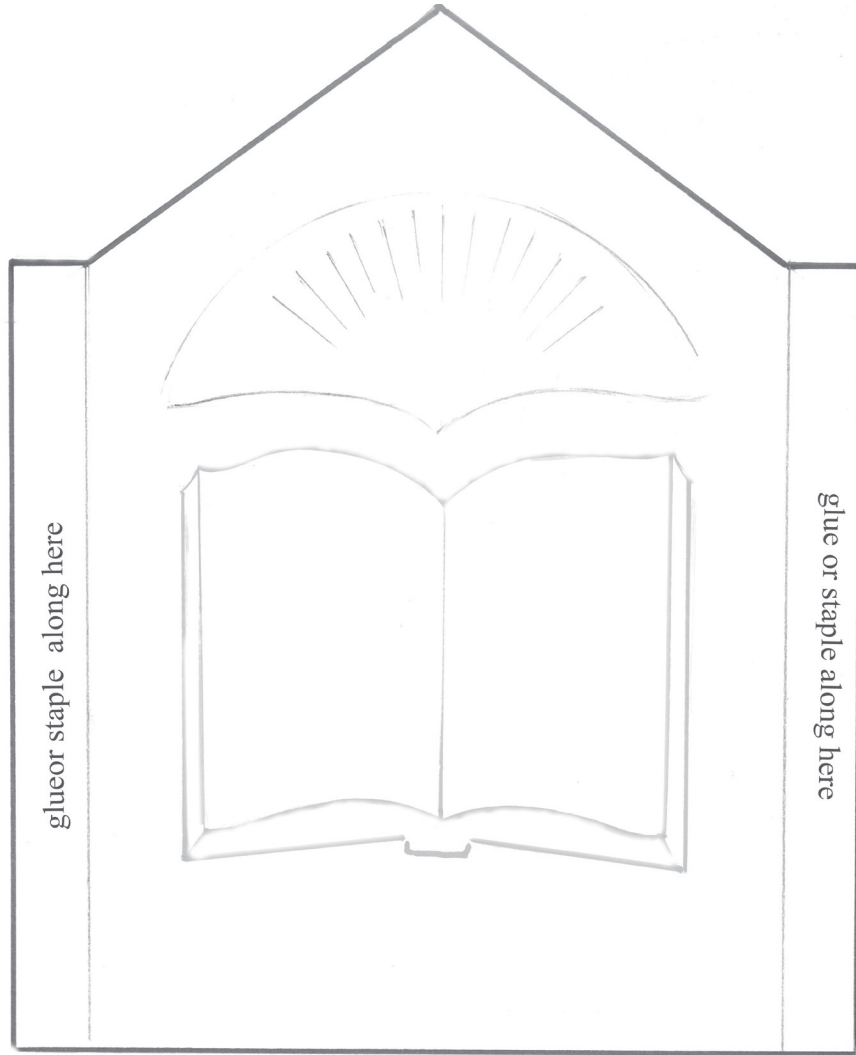
2 printed pages
scissors
crayons or markers
glue

Project instructions:

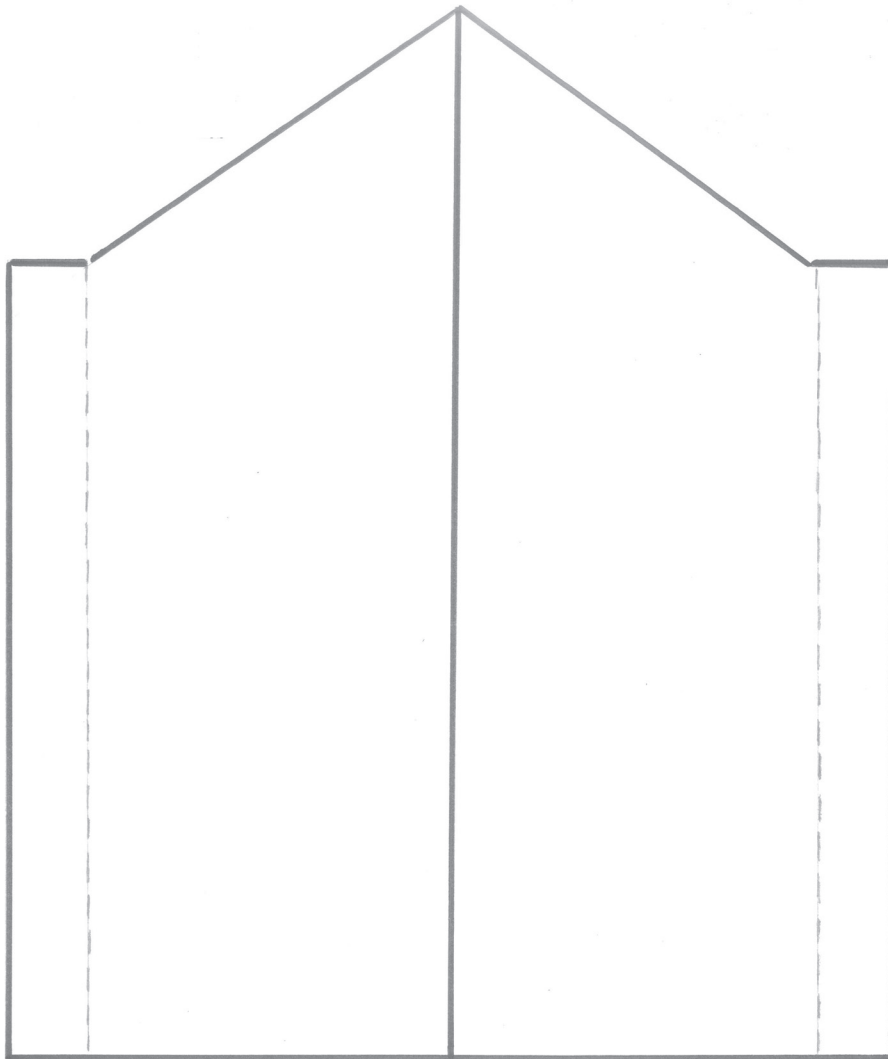
1. Outline the Word in red. Color the background around it yellow. (This page will be the background for your repository, so do not cut.)
2. Make squiggly lines on the Word to look like writing, if you wish.
3. Color the other set of doors brown. Draw small circles on the doors with another color to look like handles.
4. Cut out along the solid lines of the doors, including down the center line to make two halves.
5. Glue the brown doors over the picture of the Word, forming doors for a repository.
6. Draw a line under the repository to indicate a shelf, or draw a table top, with candles and flowers if you like.




The Word



Our most precious gift from the Lord



Doors for the repository to color and cut out.



Recitation Award: Worship and the Lord's Prayer

Purchase a wide colorful ribbon. Attach each recitation award to the ribbon as it is learned. Multiple copies of the award are provided for classes.

