

General Church Education



David and Goliath

1 Samuel 17:1-50

Lesson 14

Jacob's Ladder Religion Lessons

Introductory Level: The Lord Is Our
Heavenly Father

For ages 5-6 years

DAVID AND GOLIATH

I Samuel 17:1-50

OVERVIEW OF THE STORY

When the Israelites were challenged by the Philistines, they were afraid and dismayed. A young shepherd boy named David willingly went up against the giant Goliath because he trusted the Lord to give him the victory. Even though Goliath had heavy, protective armor, David, armed with only five smooth stones and a sling, killed him and sent the Philistines running.

CONCEPTS FOR PARENTS AND TEACHERS

- ❖ The Philistines represent the desire to be satisfied with knowing what is right without doing it or faith alone—a strong enemy!
- ❖ Goliath represents our inherited tendency to trust our own thinking instead of trusting the Lord. Goliath's strong weapons picture all the arguments we use to defend what we want.
- ❖ David represents Divine Truth or the Lord ruling our lives. His weapons, the five smooth stones from the brook, represent the truths we have learned and used in our life experiences so that we have come to trust them.
- ❖ Five stands for "a little but enough." We all have the truth we need to fight temptation.
- ❖ If we are to win our spiritual battles, we need to trust the Lord instead of ourselves.

DAVID AND GOLIATH

IMPORTANT IDEAS FOR CHILDREN

The Israelites were afraid of Goliath because he was so big and strong.

Just like Goliath, evil can seem very strong and powerful to us sometimes.

David trusted the Lord so he wasn't afraid to fight Goliath, even though he was much smaller.

David won because the Lord helped him.

LET'S REMEMBER:

- ♦ **Saul was the first king of Israel. Why did the people think he was a good choice?** (He looked good; he was tall and strong.)
- ♦ **Did Saul turn out to be wise or foolish?** (Foolish.)
- ♦ **What did Saul do that was foolish?** (He became impatient and offered the sacrifice himself instead of waiting for the priest Samuel.)

A wise king would love and obey the Lord.



OUR STORY FOR TODAY:

After a while, the Israelites came up to fight against the Philistines again. This time both armies were gathered on a mountain with a valley in between them. The Philistines had a hero or champion named Goliath. He was a giant who was very strong and had very heavy armor to protect him. Listen to the description in the Word and try to picture in your mind how he looked.



Read **I Samuel 17:4-7**.

How tall was he? (Six cubits and a span.) A cubit is the length of a man's arm from the elbow to the fingertips (about 18 inches), and a span is the width of a man's hand. Try measuring to see just how tall this giant was!

Each day Goliath would come out and give the Israelites a challenge. He teased them by telling them to send out one of their men to fight him. The winner would make the other man's people into slaves.

How do you think the Israelites felt about this challenge? (Afraid.) Why? (Because the giant Goliath was so much bigger than any of the Israelites.) Yes, they were afraid and dismayed. Dismayed means they did not know what to do.



Read **I Samuel 17:11**.


One day, a shepherd boy named David came to the battlefield to deliver food and supplies to his three older brothers in Saul's army. When he heard Goliath give the challenge, he was ready to accept it immediately. Now David was still a young man, but he was not at all afraid. He trusted that the Lord would help him and give him the victory. When King Saul heard that David wanted to fight the giant, he sent for him.




Read **I Samuel 17:31-37**.

Why didn't Saul think David would be able to fight Goliath? (David was just a boy.) Why did David tell the king he could win against Goliath? (David had killed a lion and bear that had come after his father's sheep, and David trusted the Lord to save him.)

Saul offered young David his own armor to protect him. David tried it on. It was too big and felt awkward so he took it off. The Lord had already helped David kill a lion and a bear out in the fields when they were trying to steal some of his father's sheep. David believed that the Lord would help him now because he was trying to do the right thing.



Do you know what a sling is? A sling is made with a small piece of leather tied between two cords. One cord is wound around your wrist and the other end is held in your hand. A stone is placed in the piece of leather and then whirled quickly over your head. At just the right moment, you let go of the hand-held cord, and the stone is thrown into the air. With practice you can hit the place you are aiming at.



Shepherds used a sling to scare off wild animals. Young David had many hours of practice using his sling and would have felt very comfortable using it against Goliath.

Listen to see what weapons David had.



Read **I Samuel 17:40-50**.

What weapons did David have? (Five smooth stones, a sling and trust in the Lord.)

What weapons did Goliath have? (Sword, spear and javelin.)

How do you think the Israelites felt when they saw the giant dead? (They were happy and admired David.)

When David was a bit older, he became the second king of Israel. You can see why David would be a good king. His trust was not in himself but in the Lord.



WHAT DID WE LEARN TODAY?

- ♦ **Who was the first king of Israel?** (Saul.)
- ♦ **What was the name of the Philistine giant who challenged Israel?** (Goliath.)
- ♦ **Who accepted Goliath's challenge?** (David.)
- ♦ **What weapons did David have?** (Five smooth stones, a sling and trust in the Lord.)
- ♦ **Why do you think the Lord chose David as the next king?** (David trusted the Lord.)
- ♦ **Why do you think the Israelites will be happy with David when he is made king?**

DAVID AND GOLIATH

ACTIVITIES



Recitation: Learn the recitation by heart and earn an award. Awards are on the last page of this lesson.

A new commandment I give to you, that you love one another as I have loved you; that you also love one another. By this all will know that you are My disciples, if you have love for one another.

John 13:34-35



Project choices:

David and Goliath Paper Bag Hand Puppets
Color a picture of David and Goliath



Songs:

David and Goliath—Listen and download at <https://www.newchurchvineyard.org/resource/song-david-and-goliath/>

Come, Thou Almighty King—Listen and download at <https://www.newchurchvineyard.org/resource/song-come-thou-almighty-king/>

Little Lamb, Who Made Thee?—Listen and download at <https://www.newchurchvineyard.org/resource/song-little-lamb-who-made-thee/>



Additional Activities:

- ❖ Stones represent truths. Children love to experience the natural qualities of stones. Climbing on large stones lets them feel their strength. Collecting smaller stones of various colors lets children experience their beauty.
- ❖ Using cubits and spans, measure how tall Goliath would have been (I Samuel 17:4).
- ❖ Make a "sling" using cloth, string and a "stone" made of crushed aluminum foil or a ping pong ball. See how easy or difficult it is to hit a target.

David and Goliath Paper Bag Hand Puppets

This project helps children compare the size of David and Goliath's weapons and to act out the story.


Supplies:


2 printed pages
crayons or markers
scissors
tape

Project instructions:

1. Color the figures of David and Goliath. Remember, David's tunic was made of cloth or animal skin and Goliath's armor was made of metal.
2. Cut out the figures of David and Goliath on the dotted lines. Cut out the 2 strips on the dotted lines as well.
3. Fold the two strips on the solid lines. Overlap the two folded ends and tape them together to make two loops. Tape one loop on to the back of each figure at waist height. These create hand-holds for the puppets.
4. Place the loops over your middle three fingers to re-enact the story of David defeating Goliath.







Recitation Award: David and Goliath

Purchase a wide colorful ribbon. Attach each recitation award to the ribbon as it is learned. Multiple copies of the award are provided for classes.

