

General Church Education



Solomon Asks for Wisdom

1 Kings 3:7-28

Lesson 15

Jacob's Ladder Religion Lessons

Introductory Level: The Lord Is Our
Heavenly Father

For ages 5-6 years

SOLOMON ASKS FOR WISDOM

I KINGS 3:7-28

OVERVIEW OF THE STORY

Solomon was the third king of Israel. His name means "peace" and his forty year reign was peaceful because he looked to the Lord to help him govern the Israelites.

CONCEPTS FOR PARENTS AND TEACHERS

- ❖ Saul as king pictures times in life when we do what is right in our own eyes instead of obeying the Lord.
- ❖ David as king pictures going to the Word to find truth to guide our lives. This is how we conquer our spiritual enemies and quiet the battles in our minds.
- ❖ Solomon as king pictures a time of peace because we have learned to love what the Lord tells us to do. We love to do what is right when the Lord's laws are written upon our hearts.
- ❖ During Solomon's reign the temple, a permanent home for worship, was built. The temple pictures a life where loving the Lord is central. This is accomplished over a lifetime of obedience to the Lord and learning how to love our neighbor.


SOLOMON ASKS FOR WISDOM

IMPORTANT IDEAS FOR CHILDREN

Solomon asked for a gift from the Lord that would help other people. His wise choice allowed the Lord to lead the Israelites. Solomon is known for his wisdom.

LET'S REMEMBER:

- ♦ **David was a brave shepherd boy. What two wild animals did he kill when they tried to steal his father's sheep?** (Lion and bear.) David trusted the Lord to help him when he tried to do what was right.
- ♦ **When Goliath and the Philistines challenged Israel, how did King Saul and the Israelites feel?** (Dismayed and afraid.)
- ♦ **Was David afraid of Goliath?** (No.)
- ♦ **What weapons did David have to fight Goliath?** (Five smooth stones, a sling and trust in the Lord.)
- ♦ **What happened when David went out to fight Goliath?** (David hit Goliath in the head with a stone and killed him. The Philistines ran away.)



OUR STORY FOR TODAY:

David became king after Saul. He was the second king of Israel. He tried to obey the Lord and fought many battles with Israel's enemies. He won the battles and the Israelites loved him.

When David was old, he chose one of his sons to become king after him. This son's name was Solomon, which means "peace." Solomon's reign as the third

king of Israel was a peaceful one because his father David had conquered so many enemies. Solomon became king when he was about twenty years old and he ruled for about forty years. Solomon loved the Lord.

A wonderful thing happened to Solomon. The Lord appeared to him in a dream and asked, "What shall I give you?" If you could have anything you wanted, what would you ask for? Listen to Solomon's request.



Read **I Kings 3:7-10**.



What did Solomon ask for? (An understanding heart.)

Solomon asked for an understanding heart so that he could be a good judge and a wise king. He wanted to do a good job and be a wise leader for the Israelites.

Was the Lord happy about Solomon's answer? (Yes.)

So the Lord gave Solomon a wise and understanding heart and Solomon became known as a wise king. There are many famous stories about Solomon's wisdom. One of them follows in this chapter.

One day two women came before the king. They lived in the same house and both of them had new little babies. One of the babies died in the night and his mother switched the babies so that she now had the living one. You can imagine how the first mother felt when she woke up in the morning and found her baby gone. She wanted her baby back, but the other woman insisted that the living baby was hers. So they went to the king. Both women said they were the mother



Read **I Kings 3:23-28**.

Wasn't that a wise way to find which one was the real mother? Solomon knew that the real mother would never want to see her son killed, didn't he?

Solomon could have asked for a long life, to be rich, to be honored, or to be victorious over his enemies. Instead, he wanted to help people.

The Lord gave Solomon a wise and understanding heart. He also gave him long life, riches and honor during his reign. News of Solomon's wisdom spread



far and wide as well. Many people traveled long distances to ask him questions. Solomon also built a beautiful temple where his people could worship the Lord.

The Lord told Solomon to “walk in My ways, keep My statutes, and My commandments.” Trusting in the Lord and obeying His commandments is the way of true wisdom and the only way to find peace.

You have already learned about the Ten Commandments and are learning some of the Lord’s laws. If we love one another, how will we behave toward each other? (Have your child think of some examples of charitable behavior.) Can you see how everyone would feel peaceful if they obeyed the Lord’s laws?

WHAT DID WE LEARN TODAY?

- ♦ **What did Solomon ask for?** (A wise and understanding heart.)
- ♦ **What did the Lord also give him?** (Riches, honor and long life.)
- ♦ **How did the Lord appear to Solomon?** (In a dream.)
- ♦ **Why do you think Solomon will be a good king?**

SOLOMON ASKS FOR WISDOM

ACTIVITIES



Recitation: Learn the recitation by heart and earn an award. Awards are on the last page of this lesson.

A new commandment I give to you, that you love one another as I have loved you; that you also love one another. By this all will know that you are My disciples, if you have love for one another.

John 13:34-35



Project choices:

King's Crown project
Color a picture of King Solomon



Songs:

Come, Thou Almighty King—Listen and download at <https://www.newchurchvineyard.org/resource/song-come-thou-almighty-king/>
Little Lamb, Who Made Thee?—Listen and download at <https://www.newchurchvineyard.org/resource/song-little-lamb-who-made-thee/>



Additional Activities:

- ❖ "Dream" about activities you could do to help others so you can have a wise and understanding heart. For example, do an errand for a needy person.
- ❖ Cut a heart shape from colored paper. Write down ideas children have or have children draw pictures illustrating how to treat others as they would like to be treated. Display the heart.

King's Crown

Make special crowns. As you work, talk about the qualities that make the Lord the King in our lives.

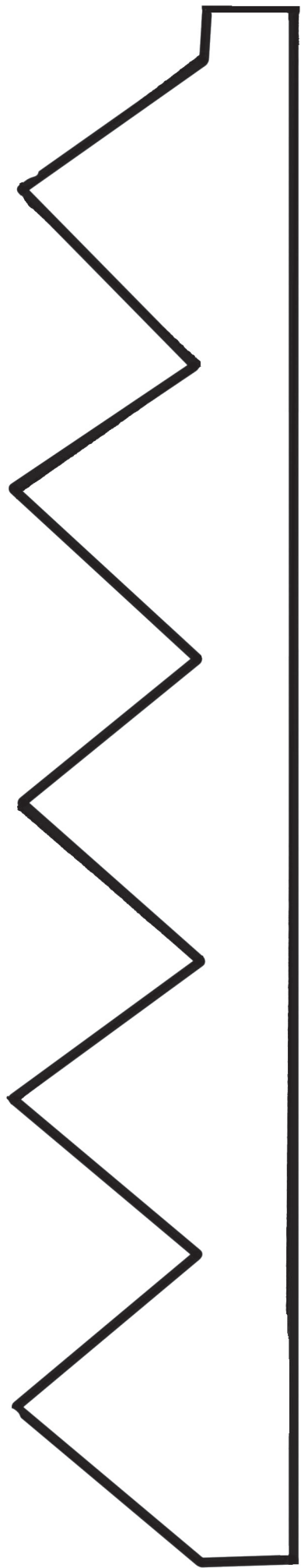


Supplies:

1 printed page
1 piece of sturdy yellow paper
1/4 piece each of red, blue, green and purple paper
tape
scissors
pencil

Project instructions:

1. Cut out the crown template on the printed page. (Three are provided for multiple children or in case the template gets torn.)
2. Trace the crown template onto sturdy yellow paper, making as many copies as you will need to go around your child's head.
3. Tape the crown pieces together to form one long flat strip.
4. Talk with your child about the qualities that make a good king. Write these qualities on the back of the crown (the same side as the tape): "wise, love the Lord, obey."
4. Cut out small jewel shapes from the red, blue, green and purple paper. Circles, ovals and square shapes work well.
5. Glue the paper jewels onto the front side of the crown. Let the glue dry.
5. Fit the crown around your child's head and tape the ends together. Now the crown is ready to wear.







Recitation Award: Solomon Asks for Wisdom

Purchase a wide colorful ribbon. Attach each recitation award to the ribbon as it is learned. Multiple copies of the award are provided for classes.

