

General Church Education



In the Beginning

Genesis 1:1-31; 2:1-3

Lesson 2

Jacob's Ladder Religion Lessons

Introductory Level: The Lord Is Our
Heavenly Father

For ages 5-6 years

IN THE BEGINNING

Genesis 1:1-31; 2:1-3

OVERVIEW OF THE STORY

The Word begins with the story of how the Lord created the natural world in six days and rested on the seventh. The most basic truth children should learn from this story is that the Lord made all things.

CONCEPTS FOR PARENTS AND TEACHERS

- ❖ The whole Word has an internal sense or meaning, written in the language of correspondences, in which each natural thing stands for something spiritual.
- ❖ In the deepest sense, the whole Word is about the Lord. He has revealed Himself there so we can come to know and love Him.
- ❖ He also tells us many things in the Word about His kingdom in heaven so that we can prepare for life there after our lives in this world end.
- ❖ The beginning of *Genesis* gives us a general picture of the order in which the Lord created the natural world.
- ❖ In the spiritual sense the seven "days" represent the stages of a person's spiritual development or regeneration.
- ❖ The "heaven" in us is a conscience formed by truth from the Word. It tells us what is right when our selfish earthly part is attracted to things which are disorderly and harmful.

IN THE BEGINNING

IMPORTANT IDEAS FOR CHILDREN

We learn about the Lord in His Word.

The Lord created us and everything we need to live in our world.

LET'S REMEMBER:

- ♦ Does the Lord want us to worship and pray to Him? (Yes.)
- ♦ What book do we use for worship? (The Word or the Bible.)

It is sometimes called the Word of God or the Book of Life because the Lord Himself made sure these things would be written down. It tells us how to live a good life so that we can come into heaven. It is divided into two parts: the Old Testament and the New Testament. The Old Testament has stories from the the beginning of time and the New Testament starts when the Lord Jesus was born on earth. Can you find those two parts in your copy of the Word? Each of these parts is divided into smaller sections called books.



OUR STORY FOR TODAY:

Let's open the Word and look at the first book inside. It is called *Genesis* and that means "beginning." It is the beginning of the Word, and it tells us about the beginning of everything.

Long, long ago there was no earth, no people or animals, no sun, moon or stars. There was only the Lord. He has always been and always will be. His love was so great that He created people to love and who could love Him. He created the earth and everything that people would need. He made a beautiful world for us.

Let's start reading in *Genesis* and find out what God created first.



Read *Genesis 1:1-5*.

What was the first thing God created or made? (Light.)

How did He create it? (He spoke the words, "Let there be light.")

Yes, God saw that it was good. He called the light day and the darkness night.

Each morning when you get up there is light for you to work and play. Light lets us see things. At night it is dark outside. Did you ever go outside at night and look up at the moon and all the stars in the sky? The Lord made the earth, the sky and everything in them. He made the trees and flowers, the land animals, fish and birds. He made you and He made everyone! Everything that God made was good.



Now let's read the rest of this chapter to find out how the Lord created our world.



Read *Genesis 1:6-31*.

How many days did it take for God to create everything? (Six.)

Yes, He just spoke the words and created or made all the beautiful and useful things we have in our world and in the whole universe. Last of all He made people. He told them to "be fruitful and multiply," which means to have children so there would be more people to take care of this wonderful world and more for the Lord to love.

Now let's read the next few verses and find out what the Lord did when He finished creation.



Read **Genesis 2:1-3**.

What did God do when He finished making everything? (He rested.)

Yes, God blessed the seventh day and made it holy because He rested on it.

The Lord made everything because He loves us and wants us to be happy. When we love others, we want them to be happy. He wants us to love each other also. Selfishness is the opposite of love. Selfishness means wanting everything just for yourself or to have things your own way and not wanting to share with others. This way makes everyone unhappy. The world would be such a happy place if everyone tried to be loving like the Lord, wouldn't it?



WHAT DID WE LEARN TODAY?

- ♦ **Who made the world?** (God or the Lord.)
- ♦ **What Book tells us about Him?** (The Word or the Bible.)
- ♦ **What did God create the first day?** (Light.)
- ♦ **How did He make things?** (He spoke the words, "Let there be...")
- ♦ **What does light do for us?** (Lets us see.)
- ♦ **Do you think the world is a good place to live?**
- ♦ **Do you think we should thank the Lord for making it for us?**

IN THE BEGINNING

ACTIVITIES



Recitation: Learn the recitation by heart and earn a reward. The award is on the last page of this lesson.

In the beginning God created the heavens and the earth. The earth was without form, and void; and darkness was on the face of the deep. And the Spirit of God was hovering over the face of the waters. Then God said, "Let there be light;" and there was light.

Genesis 1:1-3



Project Choices:

Make the *Creation Wall Hanging*
Color a picture of creation



Songs:

O'er the Silent Waters—Listen or download at <https://www.newchurchvineyard.org/resource/song-oer-the-silent-waters/>
All Things So Bright and Beautiful—Listen or download at <https://www.newchurchvineyard.org/resource/song-all-things-so-bright-and-beautiful/>



Additional Activities:

- ❖ Plant a flowering bulb and watch it grow. Notice the beauty of the Lord's creation as it develops.
- ❖ Recite with children, "This is the day the Lord has made. We will rejoice and be glad in it" (Psalm 118:24).
- ❖ Read a story. The following stories are available for instant download:
The Seven Days of Creation <https://www.newchurchvineyard.org/file/story-the-seven-days-of-creation-genesis-1-2.pdf>
Where Did Everything Come From? <https://www.newchurchvineyard.org/file/story-where-did-everything-come-from-genesis1-2.pdf>
- ❖ Additional song:
And God Said, "Let there Be Light"—Listen or download at <https://www.newchurchvineyard.org/resource/song-and-god-said-let-there-be-light/> This song is excellent for teaching the seven days of creation and lends itself nicely to hand gestures.
- ❖ Watch a video: ***And God Said, "Let there Be Light"*** at <https://www.newchurchvineyard.org/resource/video-and-god-said-let-there-be-light-song/>

Creation Wall Hanging

Remember what God created on each day by making a wall hanging.

Supplies:

- 1 printed page
- 3 pieces of white construction paper
- 1 piece of red construction paper
- crayons
- scissors
- glue
- tape

Project instructions:

1. Preparation: Fold the 3 pieces of white paper in half and cut carefully along the fold. The cut 3 inches off each piece to create 6 squares, each 6 x6 inches. Create 1 6x6 inch red square in the same way.
2. On one piece of white paper write number 1 at the bottom. Now use your black crayon to color half of this sheet black and use the yellow crayon to color the other half yellow.
3. On another piece of white paper write number 2 at the bottom. Use a blue crayon to make some waves across the middle. Color the water below solid blue. Now make some clouds in the sky and color blue above them.
4. On the next white paper write number 3 at the bottom. Use crayons to draw some sea and dry land with a tree, some herbs and grass.
5. On the next white paper write number 4 at the bottom. Use crayons to make the sun, moon and stars.
6. On the next paper write number 5 at the bottom. Use crayons to make waves across paper. Add some creatures below and some birds above.
7. On the last white paper write number 6 at the bottom. Use crayons to make some land animals with a man and woman in the center.
8. Cut out the printed quotation and glue it to the middle of the red square.
9. Use tape on the backside to join all the pieces together in order in a vertical line.








Quotation to represent
the Seventh Day of Creation

...and God rested
on the seventh
day from
all His work
which He had
made.

Genesis 2:2

6



Recitation Award: In the Beginning

Purchase a wide colorful ribbon. Attach each recitation award to the ribbon as it is learned. Multiple copies of the award are provided for classes.

