

General Church Education



# The Garden of Eden

Genesis 3:1-13; 21-24

## Lesson 3

Jacob's Ladder Religion Lessons

Introductory Level: The Lord Is Our  
Heavenly Father

For ages 5-6 years

## THE GARDEN OF EDEN

Genesis 3:1-13, 21-24

### OVERVIEW OF THE STORY

The Lord provided a delightful garden for the first people to live in. When they started to trust their own judgment instead of obeying the Lord, they had to leave the beautiful garden.

### CONCEPTS FOR PARENTS AND TEACHERS

- ❖ There are two opposite principles: trust in the Lord and trust in self. Evil comes from trusting in ourselves rather than the Lord.
- ❖ Knowing right from wrong and the freedom or power to choose is what makes us human. It is what makes us different from animals.
- ❖ We can look deeper into the story of the Garden of Eden and see our spiritual development in it. So this story is true, although not literally factual.
- ❖ People introduced evil by choosing to trust their own wisdom instead of the Lord's wisdom.
- ❖ The Lord is forgiving and gently leads us to heaven. It is through a lifetime of learning to choose wisely that we can become truly heavenly people made in the image and likeness of God.

## THE GARDEN OF EDEN

### IMPORTANT IDEAS FOR CHILDREN

Adam and Eve stopped following the Lord.  
They made their own decisions about what was right and wrong.  
They had to leave the beautiful garden.

### LET'S REMEMBER:

- ♦ **The Lord created a beautiful world for the first man and woman to live in. Can you tell some of the things He made?** (Light, seas, lands, trees, sun, moon, stars, birds, fish, land animals, man and woman—everything!)
- ♦ **How did He create each thing?** (He spoke the words, "Let there be...")
- ♦ **How many days did it take to create everything?** (Six.)
- ♦ **What did God do on the seventh day?** (He rested.)




### OUR STORY FOR TODAY:

The Lord put the first man and woman He created in a beautiful place called the Garden of Eden. Eden means "delight" and it was very delightful there because they had everything they needed to be happy. In the center of the garden was a wonderful tree called the Tree of Life. Adam and Eve had all the food they needed. They were allowed to eat from every tree of the garden except one: the Tree of Knowledge of Good and Evil. At this time people did not wear clothes because they did not need any. They were innocent like little babies. You know how little babies look to their parents for everything? This is just how the first people looked to their Heavenly Father to take care of them. They were very happy but then a very sad thing happened.

Do you know what a serpent is? That's right, a snake. Let's read what happened one day.



Read **Genesis 3:1-7.**



What did the serpent tell the woman? (That the fruit of the forbidden tree was good and they would not die if they ate it.)

So what did she do? (She ate it and also gave it to her husband.)

Now for the first time Adam and Eve were ashamed. How do you feel when you do something you know you shouldn't? Do you want to hide?



Read **Genesis 3:8-13.**

Why do you think they tried to hide from the Lord? (They were ashamed of what they had done.)

So the man blamed his wife and the wife blamed the serpent! Do we ever try to blame others when we do something wrong? Yes, everyone does sometimes. But it is better if we admit our fault, say we are sorry and then try not to do that bad thing again.



Adam and Eve had acted selfishly. They wanted to have their own way instead of listening to the Lord. Because of their disobedience, their lives were changed. They had to leave the Garden of Eden.



The Lord took care of them. He made them clothes of skin. But they could no longer live in the beautiful garden. Let's read the last verse and see what He put at the entrance to the Garden of Eden in order to guard it.




Read **Genesis 3:24**.

What was guarding the way to the Garden of Eden? (Cherubim and a flaming sword.)

Yes, the flaming sword turned every way. Cherubim are angels who guard precious things.

How do you think Adam and Eve felt when they had to leave the beautiful garden?



## WHAT DID WE LEARN TODAY?

- ♦ **Who created the earth and everything in it?** (The Lord.)
- ♦ **In what kind of place did the first people live?** (A beautiful garden.)
- ♦ **What was the name of this garden?** (The Garden of Eden.)
- ♦ **What tree was in the center of the garden?** (The Tree of Life.)
- ♦ **What did the Lord tell Adam and Eve not to do?** (Eat from the Tree of Knowledge of Good and Evil.)
- ♦ **What animal told them they did not need to listen to the Lord?** (Serpent or snake.)
- ♦ **What was their punishment?** (They were sent out of the garden.)
- ♦ **How was the entrance to the garden guarded?** (A flaming sword and cherubim.)

# THE GARDEN OF EDEN

## ACTIVITIES



**Recitation:** Learn the recitation by heart and earn an award. Awards are on the last page of this lesson.

In the beginning God created the heavens and the earth. The earth was without form, and void; and darkness was on the face of the deep. And the Spirit of God was hovering over the face of the waters. Then God said, "Let there be light;" and there was light.

Genesis 1:1-3



### Project Choices:

*Flaming Sword* project  
Color a picture of Adam and Eve



### Songs:

*O'er the Silent Waters*—Listen or download at <https://www.newchurchvineyard.org/resource/song-oer-the-silent-waters/>  
*All Things So Bright and Beautiful*—Listen or download at <https://www.newchurchvineyard.org/resource/song-all-things-so-bright-and-beautiful/>



### Additional Activities:

- ❖ Use play dough to make the people, serpent and tree with fruit. Place in a shoe box to create a diorama.
- ❖ Retell the story using stuffed animals or a flannel board and pictures.
- ❖ Practice making an apology and saying "I'm sorry" when you do something wrong.
- ❖ Read *Life in the Garden of Eden*. Download instantly at <https://www.newchurchvineyard.org/file/story-life-in-the-garden-of-eden-genesis2-3.pdf>

## Flaming Sword

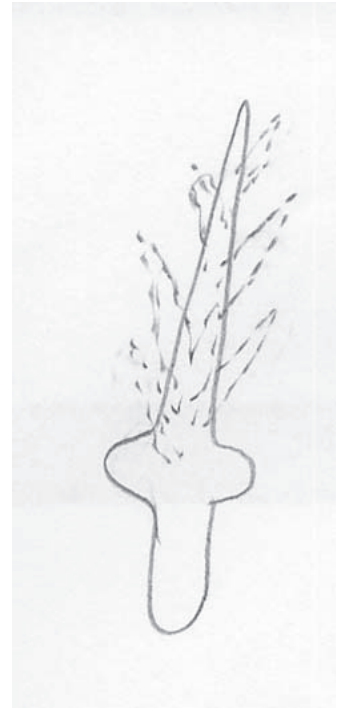
Make a sword like the one that guarded the entrance to the Garden of Eden by creating one.

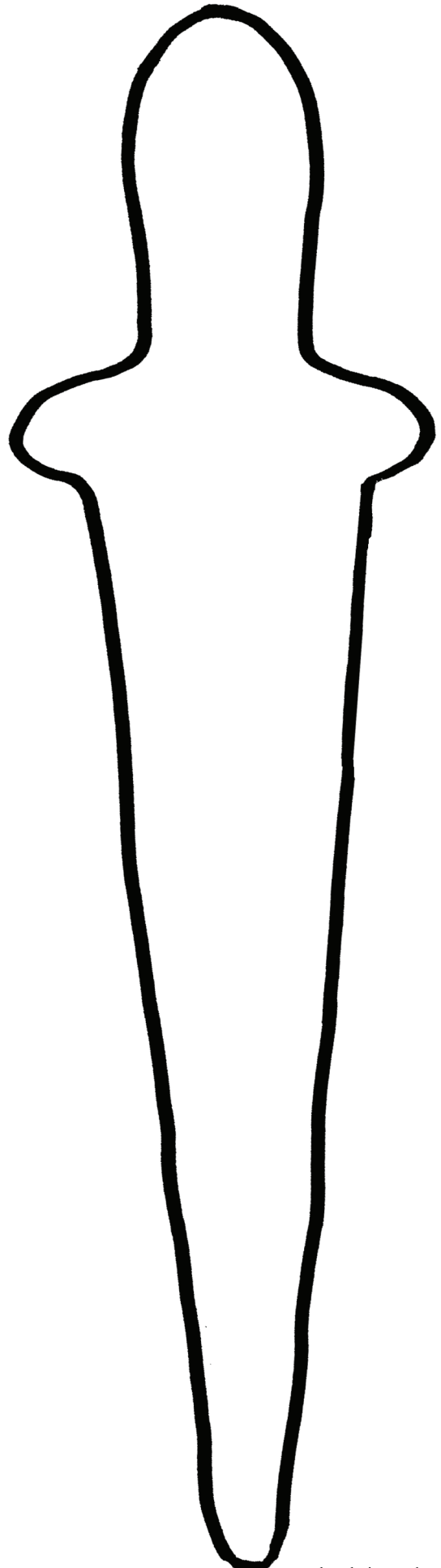
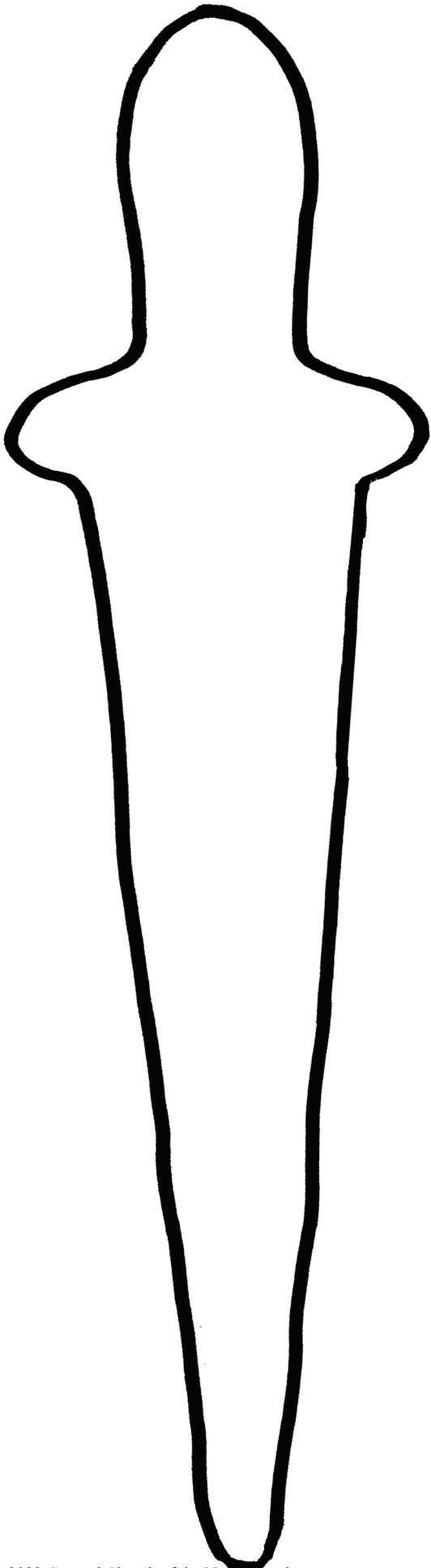
### Supplies:

1 printed page  
1/2 piece of red construction paper  
1/2 piece of yellow construction paper  
scissors  
pencil or pen  
glue  
glitter

### Project instructions:

1. Cut out the two swords on the printed page.
2. Tear the red and yellow construction paper in flame-like shapes. Glue these onto one of the sword shapes.
3. Glue the two swords together with the red and yellow flames in the middle.
4. Apply glue to one side of the sword and put glitter on it. When it is dry, repeat this with the other side of the sword.
5. You may want to hang your sword so it can turn around and around.









## Recitation Award: The Garden of Eden

Purchase a wide colorful ribbon. Attach each recitation award to the ribbon as it is learned. Multiple copies of the award are provided for classes.

