

General Church Education



Wise Men Bring Gifts

Matthew 2:1-12

Lesson 30

Jacob's Ladder Religion Lessons

Introductory Level: The Lord Is Our
Heavenly Father

For ages 5-6 years

WISE MEN BRING GIFTS

Matthew 2:1-12

OVERVIEW OF THE STORY

Wise men from the east, who cherished the prophecies of the Lord's birth, saw His star in the sky. They made the long journey to find Him and give Him gifts.

CONCEPTS FOR PARENTS AND TEACHERS

- ❖ Stars represent spiritual knowledge or truths that come from the Lord and tell us about heavenly things.
- ❖ The star that the wise men saw was really the same light the shepherds saw when the angels appeared. Their spiritual eyes were opened to see the magnificent light of heaven.
- ❖ The wise men saw the star and had to make a long journey to find the Lord, just as we may see new truth and realize we also have a long journey before that truth is embodied in our lives.
- ❖ The greatest gift ever given was the Lord being born on earth to restore our spiritual freedom to choose good over evil.
- ❖ The best gifts we can give back to the Lord are represented in the three gifts from the wise men: to love Him, to have faith in Him and to live a life of love and faith.
- ❖ Parents give their children many gifts at Christmas. The best gift we can give our children is to tell them about the Lord, and let them see that we, as parents, are trying to live by the truths we know.


WISE MEN BRING GIFTS

IMPORTANT IDEAS FOR CHILDREN

The wise men brought gold, frankincense and myrrh to the Lord.
We can also give special gifts, like the love we can give our families.

LET'S REMEMBER:

- ✦ Who were the first people to be told about the Lord's birth? (Shepherds.)
- ✦ Who told them about it? (Angels.)
- ✦ What did the angels tell the shepherds to look for? (A Babe lying in a manger.)
- ✦ What did they do after they found and worshiped the Baby Lord? (Praised God and told other people about what had happened.)



OUR STORY FOR TODAY:

In this story we will learn about some other people who heard the good news of the Lord's birth on earth.



Do you know what it means to be wise? Some would say that to be wise we must know a lot of things. Real wisdom is not about knowing a lot but more about the kind of things we know and what we do because we know it. The most important thing we can know is about the Lord. If we are really wise, we will try to live by what the Lord teaches us. In other words, we will try to do what is right because the Lord tells us.

A long time ago there were some people who knew a little bit about the Lord. They knew from some of the ancient prophecies or stories that He would someday be born on earth. They knew that a special star in the sky would be the sign that this had happened. So they waited and watched for this special star. These men were wise because they knew these ancient prophecies and loved them. They wished for the Lord to come.



When the wise men saw this star, they wanted to find the Lord and worship Him. They wanted to bring Him gifts of the very best things they had. They did not know exactly where to find the Lord, and they lived such a long way from the country where it was prophesied that He would be born. So they made the long journey from their country in the east and traveled to Jerusalem to ask the ruler of the land where the Baby Lord had been born. Let's read now and listen for the name of the ruler or king.



Read **Matthew 2:1-4**.

Who was the ruler in the land? (Herod.) Did King Herod know where the Baby was born? No, and he was not looking for the Lord. In fact, he was an evil and selfish man. He had the chief priests and scribes look up the prophecies in the Scriptures that were written on scrolls. The chief priests found the place where the prophecy was written. Do you remember the town where Baby Jesus was born? Let's read the prophecy.



Read **Matthew 2:5-8**.

What was the name of the town? (Bethlehem.) Now Herod was beginning to worry. Was there another ruler near by? He did not want anyone to be king besides him. So he asked the wise men to let him know where they found the Baby Lord. Do you think Herod really wanted to worship Him? (No.) After they left Herod, that beautiful star they had seen in the east appeared to them again. It led them right to Bethlehem where they found the young Child. Let's read on now. Try to remember the three gifts the wise men brought.



Read **Matthew 2:9-12**.



What were the three gifts? (Gold, frankincense and myrrh.) Do you know what these things are? Gold is a valuable yellow-colored metal that has always been treasured because it is so beautiful. Lovely necklaces, rings and bracelets are often made from gold. Frankincense is a kind of sticky sap that comes from a tree. When it burns, there is a steady flame and a sweet fragrance or smell. This incense was especially used in worship. Myrrh is an oil or ointment, which also had a pleasant smell, and was valuable because it was used for healing sores.

The wise men brought these gifts because in those days they were the best and most valuable things they had. They were wise in another way also. The wise men knew that these gifts reminded them of the best they could give the Lord in their lives: their love for Him, their faith or belief in Him and their willingness to do just what the Lord asked of them.

The wise men brought these gifts because in those days they were the best and most valuable

What are the best gifts we can give the Lord today? How we can give Him gold or show Him our love. We can love the Lord by being kind to others and helping our families and neighbors. How can we give Him frankincense or faith? We do this when we learn about Him from His Word and pray to Him. How can we give Him myrrh? We can try not to do what the Lord says is wrong and try hard to do what He says is right. Can you think of some ways you can give the Lord your best gifts today?

WHAT DID WE LEARN TODAY?

- ♦ **What made the wise men wise?** (They were looking for the Lord.)
- ♦ **Where did they go first?** (To King Herod in Jerusalem.)
- ♦ **What led the wise men to the right place?** (The special star.)
- ♦ **What gifts did they bring to the Lord?** (Gold, frankincense and myrrh.)
- ♦ **How do you think it would feel to make such a long journey and find the Lord?**

WISE MEN BRING GIFTS

ACTIVITIES



Recitation: Learn the recitation by heart and earn an award. Awards are on the last page of this lesson.

Then the angel said to them, "Do not be afraid, for behold, I bring you good tidings of great joy which will be to all people. For there is born to you this day in the city of David a Savior, who is Christ the Lord. And this will be the sign to you: You will find a Babe wrapped in swaddling cloths, lying in a manger."

Luke 2:9-11



Project choices:

Three Gifts project

Color a picture of the wise men following the star



Songs:

Away in a Manger—Listen or download at <https://www.newchurchvineyard.org/resource/song-away-in-a-manger/>

O Tell Me, Gentle Shepherd—Listen or download at <https://www.newchurchvineyard.org/resource/song-o-tell-me-gentle-shepherd/>



Additional Activities:

- ❖ Let children experience the fragrant aroma of burning incense. The ancient Hebrews worshiped with incense and believed that their prayers ascended to God as the smoke from the incense rose upwards.
- ❖ Make Christmas greeting or thank you cards. Color pictures of the wise men on the front. Use metallic foils and papers to cut out shapes of the three gifts and glue them to the card.
- ❖ Additional songs:
 - From the Eastern Mountains*, <https://www.newchurchvineyard.org/resource/song-from-the-eastern-mountains/>
 - On This Day Earth Shall Ring*, <https://www.newchurchvineyard.org/resource/song-on-this-day-earth-shall-ring-two-verses/>
 - We Three Kings*, <https://www.newchurchvineyard.org/resource/song-we-three-kings/>

Three Gifts

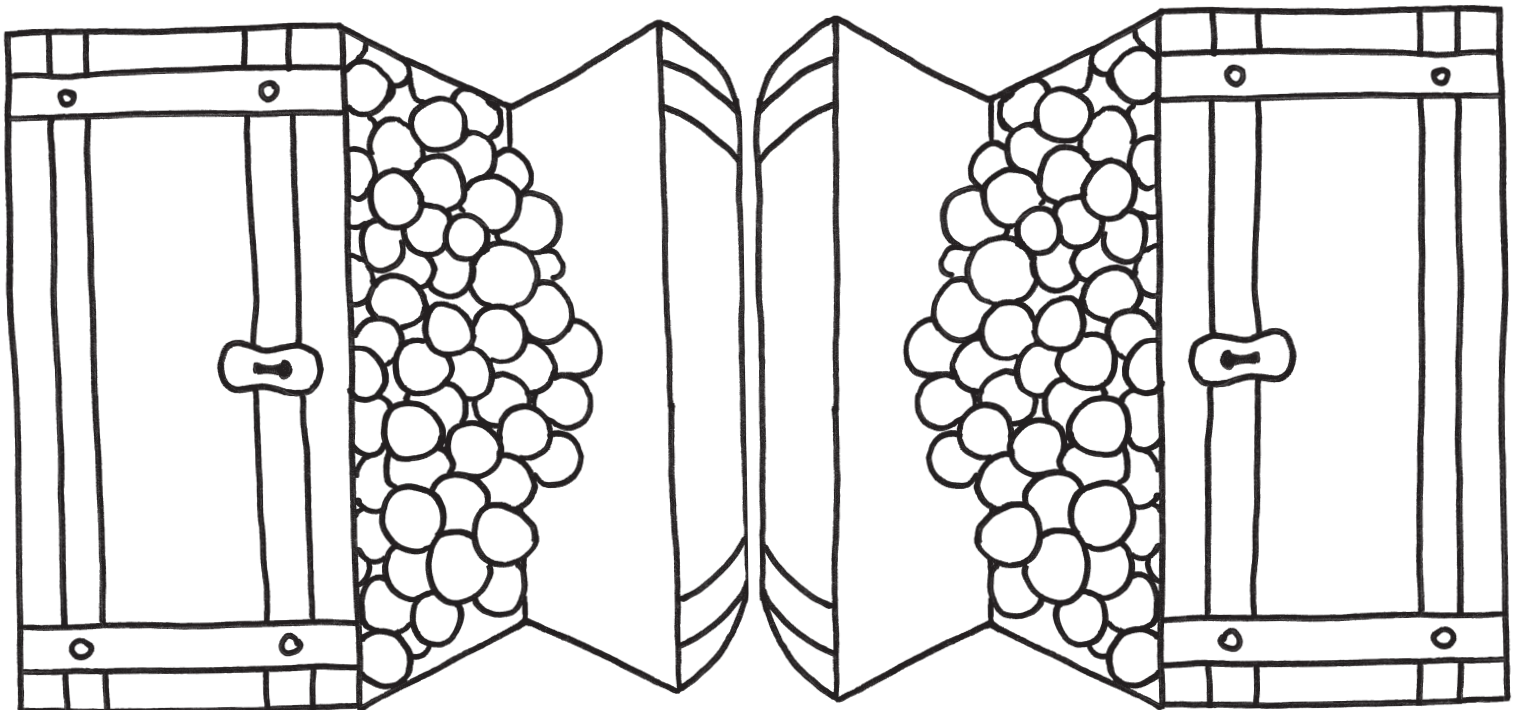
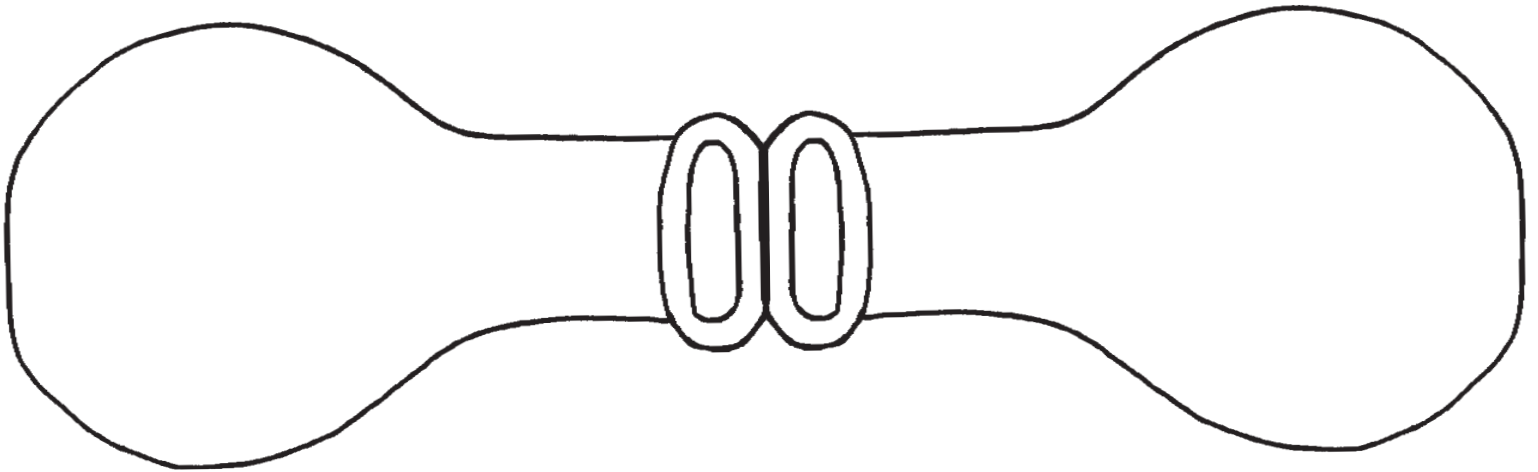

Illustrate the precious gifts that the wise men presented to the baby Lord.

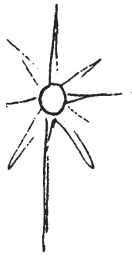
Supplies:

1 printed page
crayons or markers
scissors
optional to make ornaments: tape, ribbon or yarn

Project instructions:

1. Color the three gifts.
2. Cut out the gifts, being careful not to cut the two sides of each gift apart.
3. Carefully fold each gift in half so that there is a picture on each side.
4. The three gifts can be set up on a table as part of your Christmas decorations. Alternatively, make them into ornaments by taping a piece of ribbon or yarn along the inside of the fold, gluing the two blank sides together, and tying the two ribbon or yarn ends together in a loop.





Recitation Award: Wise Men Bring Gifts

Purchase a wide colorful ribbon. Attach each recitation award to the ribbon as it is learned. Multiple copies of the award are provided for classes.

