

General Church Education



The Holy City

Revelation 21:10-21

Lesson 36

Jacob's Ladder Religion Lessons

Introductory Level: The Lord Is Our
Heavenly Father

For ages 5-6 years

THE HOLY CITY

Revelation 21:10-21

OVERVIEW OF THE STORY

John's vision of the Holy City, New Jerusalem, is a beautiful picture of the New Church in heaven. Our Church takes its name from this vision.

CONCEPTS FOR PARENTS AND TEACHERS

- ❖ At the end of the book of Revelation there is a wonderful picture of the New Church in heaven as a golden city.
- ❖ A city stands for doctrine or teaching and one made of gold represents teachings about heavenly, unselfish love.
- ❖ The wall of this city stands for the letter of the Word. Those in heaven are surrounded and supported by the love (gold) they find in the teachings of the Word.
- ❖ The street stands for the way of life. Again, it is golden or filled with love.
- ❖ "Jerusalem" means "place of peace." This golden city represents the eternal state of peace. It is the home of all who have chosen to obey the Lord from love.

THE HOLY CITY

IMPORTANT IDEAS FOR CHILDREN

The Holy City New Jerusalem is a happy, peaceful place in heaven. The walls and streets of the Holy City are made of gold and the light of the Lord shines in it.

The New Church teaches a new way of life: reading the Word, learning the truths of the church and using the truths to live a good life.

The gates of the Holy City are always open because the Lord always welcomes us all into His Church.

LET'S REMEMBER:

- ♦ **What do you remember about the Woman in John's vision last time?** (Clothed with the Sun, moon under her feet, garland of twelve stars on her head, about to have a Baby.) Yes, this special Woman pictures what it is like when we are good and try to do what is right from the Lord's Word. She is a symbol or picture of the New Church.
- ♦ **What do you remember about the dragon?** (Red, seven heads, ten horns, seven crowns or diadems, threatening the Woman.) Yes, this is a frightening picture of selfishness and wanting to actually harm what is good. While we live in this world, we have new chances every day to choose to follow and be like the Woman or like the dragon—good or selfish. We have learned that the Lord will help us if we want Him to.




OUR STORY FOR TODAY:

Have you wondered how the people who love the Lord and try to do good things live in heaven? The final vision in the book of Revelation shows this beautiful place. John saw a holy city named the New Jerusalem. It looked so beautiful that it was like a bride adorned or made as lovely as she can be for her husband. Have you been to a wedding and seen how lovely the bride looked? It is quite a special sight, isn't it? Listen to this vision from Revelation and see what made this city so special.



Read **Revelation 21:10-13**.

Where was John taken in the spirit to see this? (A great, high mountain.) What kind of light came out of the city? (Clear crystal.) How many gates were in the city walls? (Twelve; three on each side.) What names were written on the gates? (Names of the twelve tribes of Israel.) Who was standing at each gate? (An angel.) The gates are always open and the angels welcome all who want to enter. The city walls and foundations or the bottom of the walls looked beautiful as well. Listen to the description.



Read **Revelation 21:14-21**.


What were the walls made of? (Gold.) How many foundations were there? (Twelve.) The names of the twelve apostles of the Lamb were written on them. The Lord is sometimes called a Lamb. The apostles are the twelve disciples who were sent out to tell everyone about the Lord and His kingdom. What else was on the foundations? (Precious stones.) What shape was the city? (Square or cube. The length, breadth or width and height were equal.) What were the gates made of? (Each was a single pearl.)



And the street of the city was pure gold, shining like glass. What a wonderful sight! Do you notice how light and bright and beautiful everything is? There are angels at the gates to welcome those who come in. The gates are always open because the Lord always welcomes everyone into His church. This is a joyful picture. This is because heaven is a joyful and happy place. The angels live in peace there. Everyone

is kind and there is no fighting or selfishness. They read the Word and try to help each other. They worship only the Lord God Jesus Christ.

Do you think the Lord wants everyone to live in heaven? Yes, He does. That is why He gave John this wonderful vision to show the beautiful things that happen to people who love to hear His Word and obey Him.



Our church is named for this city—the Church of the New Jerusalem. The name is sometimes shortened to the “New Church.” It is new because we have been given new truths or ways to understand what the Lord teaches in His Word.

The Lord explained some things to His disciples while He lived on earth. When it was time to tell people more, He opened Emanuel Swedenborg’s spiritual eyes and Swedenborg wrote what he saw in the books of the Heavenly Doctrines for the New Church, sometimes called the Writings. These make it easier for us to understand how to live a heavenly life. The New Church teaches that it is important to read the Word and use what we learn from it every day in our lives.

This beautiful city in John’s vision is a picture of heaven for those who try to bring these new truths into their lives. When you learn the stories of the Word, you are preparing to live in this beautiful city. What do you think it would be like to live in this lovely place?

WHAT DID WE LEARN TODAY?

- ♦ **What special thing did John see coming from heaven?** (A city.)
- ♦ **What shape was the city?** (Square; the length, width and height were equal like a cube.)
- ♦ **What were the walls of the city made of?** (Gold.)
- ♦ **How many gates were in the walls?** (Twelve; three in each side.)
- ♦ **What were the gates made of?** (Pearls.)
- ♦ **Who was standing at each gate?** (An angel.)
- ♦ **How many foundations were there and what were they made of?** (Twelve; made of precious stones.)
- ♦ **What is this beautiful vision a picture of?** (Heaven.)
- ♦ **How do you think we can learn how to live in heaven with the Lord?** (Read His Word and try to do what He says.)

THE HOLY CITY

ACTIVITIES



Recitation: Learn the recitation by heart and earn an award. Awards are on the last page of this lesson.

And I saw a new heaven and a new earth, for the first heaven and the first earth had passed away. Also there was no more sea. Then I, John, saw the holy city, New Jerusalem, coming down out of heaven from God, prepared as a bride adorned for her husband.

Revelation 21:1-2



Project choices:

Holy City Project project

Color a picture of the Holy City New Jerusalem



Songs:

Shine! Shine! *Golden Jerusalem*—Listen or download at [https://](https://www.newchurchvineyard.org/resource/song-shine-shine-golden-jerusalem/)

www.newchurchvineyard.org/resource/song-shine-shine-golden-jerusalem/

Jerusalem, the Golden—Listen or download at [https://](https://www.newchurchvineyard.org/resource/song-jerusalem-the-golden/)

www.newchurchvineyard.org/resource/song-jerusalem-the-golden/

Lo! the Clouds Have Burst Asunder—Listen or download at [https://](https://www.newchurchvineyard.org/resource/song-lo-the-clouds-have-burst-asunder/)

www.newchurchvineyard.org/resource/song-lo-the-clouds-have-burst-asunder/



Additional Activities:

- ❖ Make angels from white tissue paper. Use cotton balls for the heads. Tie gold ribbon around the neck for a nice finishing touch. Hang several from a wire circle or embroidery hoop to create a mobile.
- ❖ Make *Open the Pearl Gate and See an Angel*. Directions online at <https://www.newchurchvineyard.org/file/project-open-the-pearl-gate-and-see-an-angel-revelation21.pdf>
- ❖ Bake a *New Jerusalem Cake*. Directions online at <https://www.newchurchvineyard.org/file/project-new-jerusalem-cake.pdf>
- ❖ Show children gold jewelry with precious stones.
- ❖ Watch *Shine! Shine! Golden Jerusalem*. Online at <https://www.newchurchvineyard.org/resource/video-shine-shine-golden-jerusalem-song/>
- ❖ Watch *Holy City Prepared as a Bride*. Online at <https://www.newchurchvineyard.org/resource/holy-city-prepared-as-a-bride/>
- ❖ Listen to the song *I Saw a New Heaven*, by John and Lori Odhner. Online at <https://www.newchurchvineyard.org/resource/song-i-saw-a-new-heaven/>

Holy City Project




Illustrate John's vision of the Holy City New Jerusalem.


Supplies:

1 piece of blue paper
oil pastels
glitter
glue

Project instructions:

1. Use a yellow oil pastel to draw a square in the middle of the blue paper. Draw three dome shapes near the bottom of the square and color them white for the gates of pearl. Fill in the rest of the square with yellow to make the city walls. You may add a pretty top line on the wall if you wish.
2. Use white and/or yellow oil pastel to make rays coming from the top of the city to show its crystal light going forth.
3. Make 3 rectangles for the foundation stones, one underneath each pearly gate. Make one red, one blue and one green to represent different stones.
4. Use white oil pastel to draw clouds below the city.
5. Spread glue on the city walls and add glitter to make them golden.
6. Now you have your own picture of the beautiful Holy City New Jerusalem coming down from heaven as you might see it from one side.





Recitation Award: The Holy City

Purchase a wide colorful ribbon. Attach each recitation award to the ribbon as it is learned. Multiple copies of the award are provided for classes.

