

General Church Education



The Sacrifice of Isaac

Genesis 22:3-14

Lesson 6

Jacob's Ladder Religion Lessons

Introductory Level: The Lord Is Our
Heavenly Father

For ages 5-6 years

The Sacrifice of Isaac

Genesis 22:3-14

OVERVIEW OF THE STORY

Abraham set out to prove his devotion to the Lord by sacrificing his precious son Isaac. The Lord stopped him and saved Isaac.

CONCEPTS FOR PARENTS AND TEACHERS

- ❖ Our finite minds hold a mixture of true and false ideas. The Lord uses our understanding of things as He guides and teaches us. In Abraham's time people had the idea that they should sacrifice animals and sometimes even children in order to pacify jealous gods.
- ❖ To "sacrifice" actually means to "make holy." Today we understand we can make our lives holy by reading the Word and trying to live by what we learn there. This is the sacrifice that the Lord wants from us.
- ❖ In the story, it appears that the Lord is testing Abraham. We tend to think temptations are sent from God. Temptations and all bad things actually come from evil. Although they are difficult, temptations can help us to grow spiritually.
- ❖ Abraham pictures the natural level of our reasoning that begins in childhood. It focuses on how things appear to our senses or how they look to us.
- ❖ Abraham's son Isaac symbolizes our spiritual reasoning which develops later. It is based on what the Lord tells us in His Word. We need to develop higher reasoning than judging by the way things appear at first. This takes time and experience to learn.

THE SACRIFICE OF ISAAC

IMPORTANT IDEAS FOR CHILDREN

Abraham and Sarah loved and obeyed the Lord.
Abraham tried to prove his love by sacrificing his son Isaac.
The Lord protected both Abraham and Isaac.



LET'S REMEMBER:


- ♦ When Abram finally got to the land of Canaan, what did he build and why? (Built an altar and worshiped the Lord.)
- ♦ How did he build the altar? (Stones piled up.)
- ♦ Do you remember why Abram went to Egypt? (Famine.)
- ♦ What is a famine? (When there is not enough food.)

When the famine was over, Abram came back to the land of Canaan. He was very rich. He had a lot of animals and money. But the thing he wanted most, he did not have. More than anything else, Abram and Sarai wanted a son.

OUR STORY FOR TODAY:

The Lord had promised Abram and Sarai "descendants" or children. Because they loved the Lord and tried to obey Him, He gave them a son. As a sign of their faithfulness, He also changed their names. The letter "H" which is found twice in Jehovah, the Lord's name in Hebrew, was added to each of their names. They were known as Abraham and Sarah from that time on.

They were quite old when the Lord gave them a son. He told them to name him "Isaac" which means laughter. You can imagine how happy they were!



When Isaac was a young boy, Abraham thought the Lord wanted him to sacrifice his son, Isaac, in order to prove how much he loved the Lord. In those times the people in Canaan thought that the way to worship was to kill animals and burn them on the altar. This was called making a sacrifice. Abraham was ready to give up the thing that was most precious to him to prove his love for the Lord. Now the Lord did not want Abraham to sacrifice Isaac and stopped him from doing it.

In our story Abraham took his son Isaac and two young men servants on a journey for three days to get to the mountain named Moriah where the sacrifice would take place. Listen to the story from the Word and see what question Isaac asked his father.



Read **Genesis 22:3-8**.

On the way up the mountain, what did Isaac ask his father about the burnt offering? ("Where is the lamb?") They had the wood and the fire with them but no animal. What did Abraham tell him? ("God will provide the lamb.")



You see, they usually sacrificed a lamb on the altar. Now let's see how the Lord stopped Abraham as he prepared to sacrifice his son Isaac.



Read **Genesis 22:9-14**.


What did Abraham build first? (An altar.) When he was ready to sacrifice Isaac, who called to him? (An angel of the Lord.) An angel is a messenger, so it was really the Lord telling him to stop. What animal did Abraham see caught in a thicket? (A ram.) A ram is a male sheep. The ram was sacrificed and Abraham was very thankful to keep his son.

Do you think everyone has wrong ideas at times and makes mistakes? Yes, we all do. No one is perfect but the Lord.



What did Abraham call this place? (The-Lord-will-provide.) Yes, the Lord provides for all our needs. He loves us and tries to teach us the right way to live. He shows us the way in the stories of the Word. The more we learn, the more He can help us make good choices.

Isaac grew up. He became a great man and leader of his family.



WHAT DID WE LEARN TODAY?

- ♦ **What letter from the Lord's name in Hebrew (Jehovah) was added to Abram and Sarai's names? Why?** (H. They came to be known as Abraham and Sarah because they tried so hard to obey the Lord.)
- ♦ **What did they name their son?** (Isaac.)
- ♦ **Do you remember what this name means?** (Laughter.)
- ♦ **What did Abraham think the Lord wanted him to do with Isaac?** (Sacrifice him to show his love for the Lord.)
- ♦ **Who stopped Abraham from doing this?** (The Lord.)
- ♦ **What did the Lord provide for the sacrifice instead?** (A ram.)
- ♦ **Why do you think Abraham was happy to keep his son?** (Because he loved Isaac and he and Sarah had wanted a son for a long time.)

THE SACRIFICE OF ISAAC

ACTIVITIES



Recitation: Learn the recitation by heart and earn an award. Awards are on the last page of this lesson.

Jesus said to him, "You shall love the Lord your God with all your heart, with all your soul, and with all your mind. This is the first and great commandment. And the second is like it: You shall love your neighbor as yourself. On these two commandments hang all the Law and the Prophets."

Matthew 22:37-40



Project choices:

The Sacrifice of Isaac project
Color a picture of Abraham and Isaac



Songs:

This is my Father's World—Listen or download at <https://www.newchurchvineyard.org/resource/song-this-is-my-fathers-world/>
Heavenly Father, You are Near—Listen or download at <https://www.newchurchvineyard.org/resource/song-heavenly-father-you-are-near/>



Additional Activities:

- ❖ Build an outdoor altar using large stones, or an inside altar using blocks. Decorate it with things from nature or add candles. Practice the recitation and sing songs while sitting near the altar. You might even have a short worship service.
- ❖ Songs:
Wait on the Lord—Listen or download at <https://www.newchurchvineyard.org/resource/song-wait-on-the-lord-2/>
I Will Lift Up Mine Eyes—Listen or download at <https://www.newchurchvineyard.org/resource/song-i-will-life-up-mine-eyes/>

The Sacrifice of Isaac

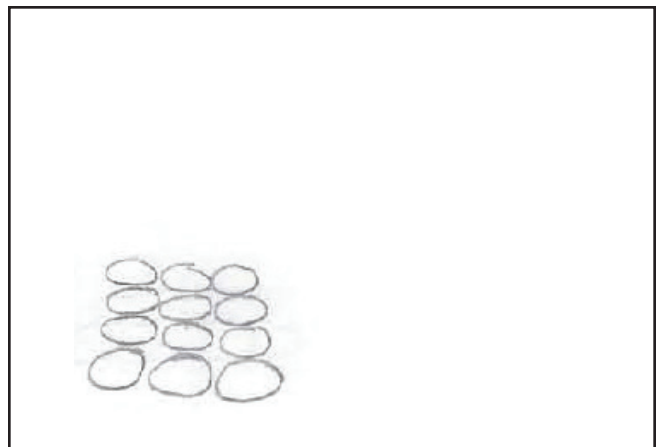
Help children remember the story and learn that the Lord provides what we need when we try to obey Him.

Supplies included:

1 printed page
1 piece of blue construction paper
oil pastels or crayons
scissors
glue

Project instructions:

1. Using a grey oil pastel or crayon, draw twelve oval shapes for a stone altar on one side of the blue paper. Leave plenty of room above the altar for the sticks and flames.
2. Using a brown oil pastel or crayon make some sticks of wood on the top of the altar.
3. Draw yellow and orange flames on top of the sticks
4. Color some green grass and bushes around the altar.
5. Color one of the rams on the printed page and cut it out. (Multiples are provided for groups.)
6. Glue the ram in the bushes near the altar.







Recitation Award: The Sacrifice of Isaac

Purchase a wide colorful ribbon. Attach each recitation award to the ribbon as it is learned. Multiple copies of the award are provided for classes.

