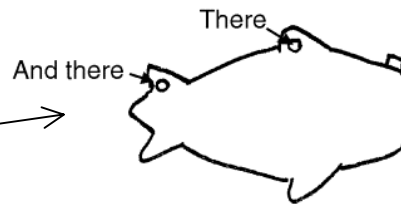


Jonah Swallowed by the Great Fish

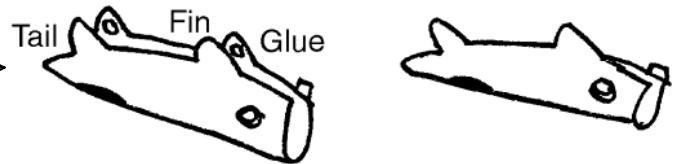
Jonah 1 and 2

Instructions:

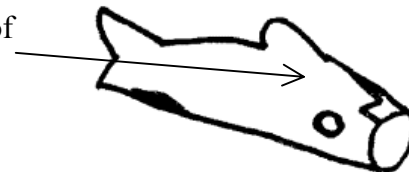
- 1) Color and cut out great fish on heavy black lines.
- 2) Lay your fish flat printed side down.
- 3) Put a dab of glue on the fin and tail.



- 4) Roll sides together without folding or creasing and press fins and tail together.




- 5) Then paste (or tape) nose tab over so mouth of fish is round and open.



- 6) Then color and cut out the little Jonah below.
- 7) Re-enact the story of the big fish swallowing Jonah and spitting him out again.

Jonah





ANTENNAE

FIN

TAIL