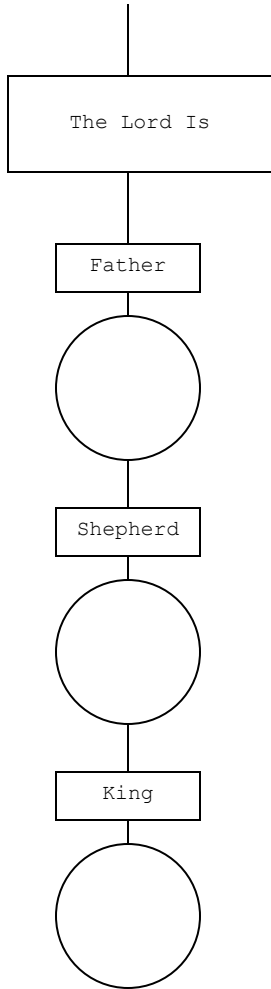
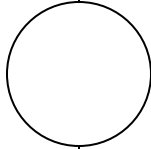


Diagram of Mobile




The Lord Is


Father



Shepherd



King



The Lord Is Our...

The Lord Is Our Father, Shepherd, and King

Names of the Lord Mobile for Younger Children

Directions:

- 1) Print out picture circles and name tags for each child doing the project. (If possible, print or photocopy onto coverstock or cardstock.)
- 2) Let your child color each of the three pictures of the Lord.
- 3) Cut out the 3 picture circles.
- 4) Glue or staple the circles onto a piece of ribbon, attaching each name tag just above the picture it goes with.
- 5) Put the Title strip (The Lord Is Our...) toward the top of the ribbon.
- 6) Talk with your child about how the Lord is our Father, our Shepherd, and our King, always taking good care of us.

Note: An alternative way of putting together this mobile is to use yarn, string, or ribbon to attach each circle (and the name tags) to a stick, paper plate, or wire clothes hanger.

Father





King

Shepherd

