

Christmas | Accordion Star Decoration

Create a star decoration that tells the story of the wise men visiting the baby Lord.

Materials

Accordion Star Template

markers or colored pencils

tape


scissors

optional: glitter and glue

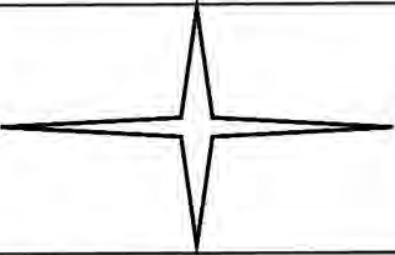

optional: thread for hanging as an ornament

Directions

1. Color the pictures on the *Accordion Star Template*.
2. *Optional:* Decorate the star with glue and glitter.
3. Cut out the two star panels. Do not cut off the tabs that will be used to connect both halves of the star.
4. Tape the two sections of the star together to form one long strip.
5. Fold the star sections back and forth—accordion style—on the lines.
6. Use tape to attach the ends of the star. Tape the tabs on the inside as well as the outside of the star.
7. Display on a table. *Suggestion:* Put star around the base of a candlestick so that the decoration is well away from the flames.
8. *Optional:* Attach thread to hang as a Christmas tree ornament.



Accordion Star Template

<p>Behold...wise men from the East came to Jerusalem. Matthew 2:1</p>

<p>"We have seen His star in the East and have come to worship Him. Matthew 2:2</p>

<p>Then Herod...determined from them what time the star appeared. Matthew 2:7</p>


<p>When they departed...the star went before them, till it stood over where the young child was. Matthew 2:9</p>

<p>And when they saw the star they rejoiced with exceedingly great joy. Matthew 2:9</p>
