

I Am Like a Tree Book

Materials Needed for Each Child

I Am Like a Tree book pp. 2-8, crayons or markers, glue and glitter, glitter tray, cotton buds (Q-Tips) for painting, thick pink water-based paint, paper towels or wipes to clean up, stapler

Prepare in Advance

Print *I Am Like a Tree* book and cut off the bottom edges. Gather supplies. Mix pink paint in small containers for sharing. Write each child's name on the first page of the book (if you know them already).

New Church Concept Correspondences of the Parts of Trees

Roots: We must be rooted in the Lord's Word. See *Doctrine of Life* 93

Leaves: True ideas from the Word. See *Arcana Coelestia* 885

Flowers: Happy thoughts from the joy of useful service. See *Arcana Coelestia* 5116

Fruit: Good actions we do because we love the Lord and want to obey Him. See *Arcana Coelestia* 885

Birds: Thoughts. See *Arcana Coelestia* 745

Animals: Affections. See *Arcana Coelestia* 2179

The Word often compares people with trees. The New Church teaches that parts of a tree correspond to parts of the human mind. Children will create books that compare parts of a tree with parts of themselves.

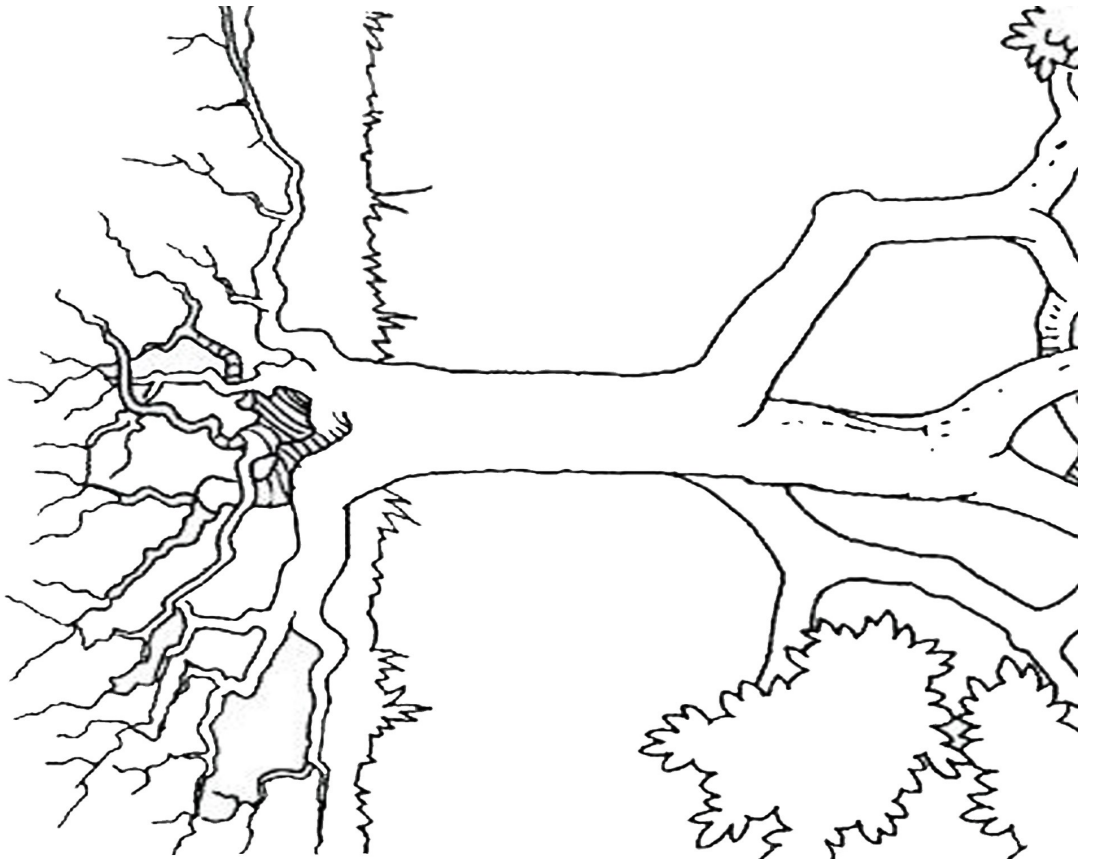
1. The Lord's Word tells us that we are like trees. We are going to make a book that shows how this is true. We'll start with the roots. Where do the roots live? They live deep underground. They take in water and food so the tree grows strong. Worms and insects help prepare the soil for the trees to get food. Our minds need food too! The Lord's Word "feeds" our minds so we can grow toward heaven.
2. Hand out the page "Trees are rooted in the earth" and markers or crayons. Invite children to color the picture of the tree. Add insects and worms in the soil. We are rooted in the Lord's Word. Color the Word. Hand out glue and invite the children to make lines radiating from the Word to show how special it is. Sprinkle glitter over the glue and set the pages aside to dry.
3. Hand out the page "Strong trunks and branches reach to the sky." Color the picture of the tree. Add your own branches that reach to the sky. Color the picture of the baby and add a picture of yourself—showing how big and strong you have grown since you were a baby.
4. Hand out the page "Leaves make food for the tree to grow." Add more leaves to the branches. Leaves correspond to true ideas from the Word. For "True ideas help heaven grow in me", color in the stems and add flowers.
5. For the page "Lovely flowers give joy", color the picture. Paint blossoms on the branch using a cotton bud (Q-Tip) dipped in pink paint. Color the picture of the children. Draw a toy or food between their hands to show that they are sharing. Set aside to dry.
6. For the page "Trees grow fruit for us to eat", color the picture and add your own fruit. On the opposite page, draw yourself doing something good.
7. For the page "The Lord makes many kinds of trees", color the trees. On the opposite page, decorate the many kinds of people who have heaven inside them.
8. Finish the book by decorating the cover page and writing the child's name on it.
9. Gather the pages, put them in the correct sequence, fold them in half and staple them together along the folded edge.



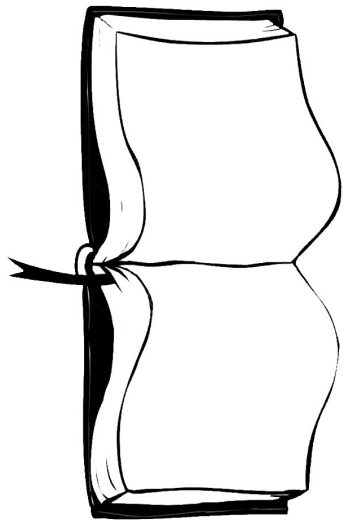
I Am

Like A Tree

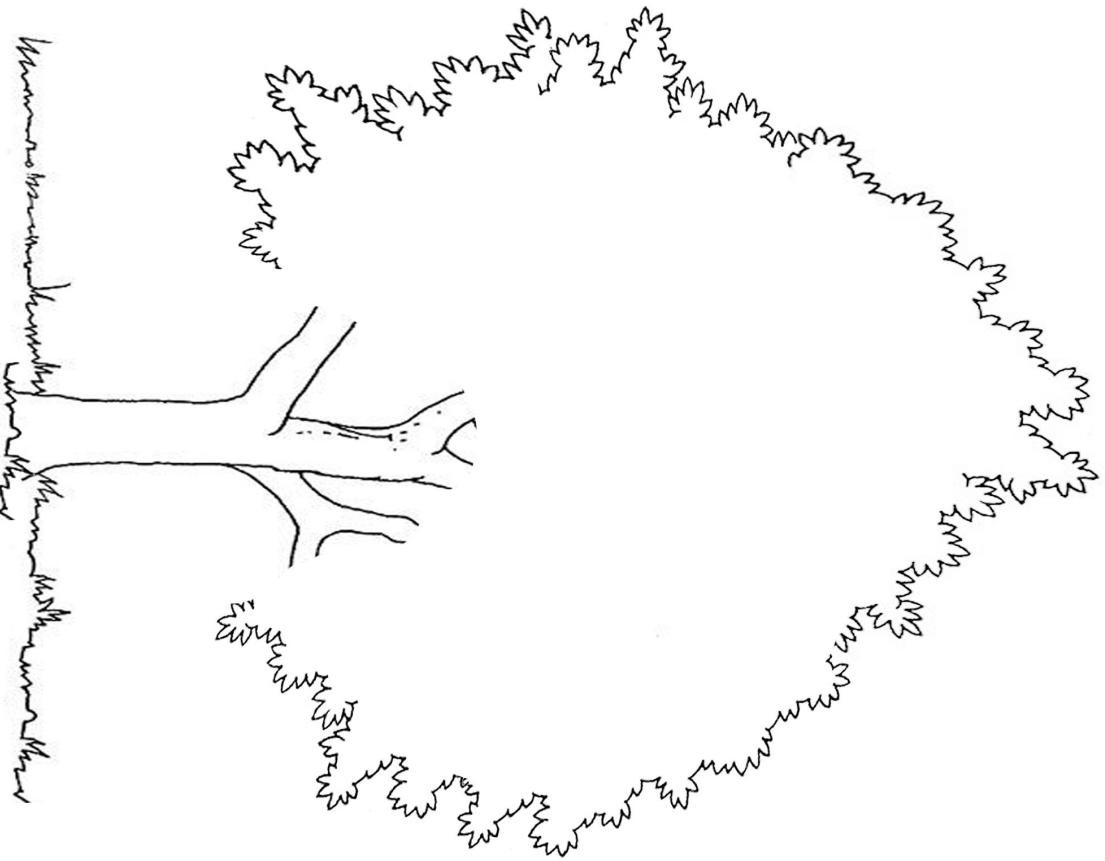
By _____



Trees are rooted in the earth.




I am rooted in the Lord's Word.



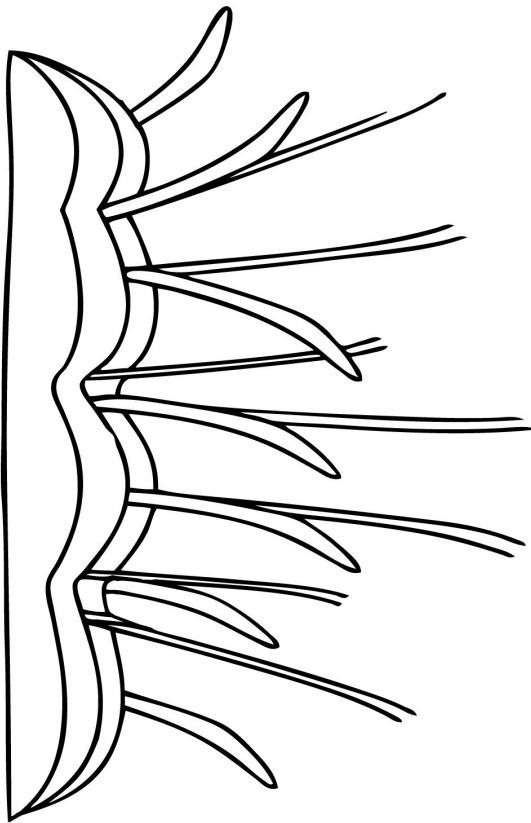
Strong trunks and branches reach to the sky.




Love for the Lord can grow strong with me.



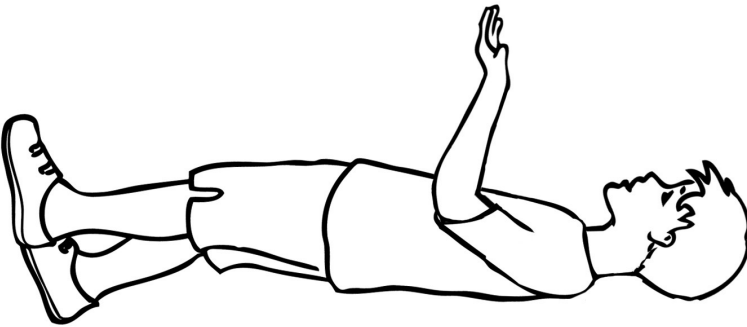
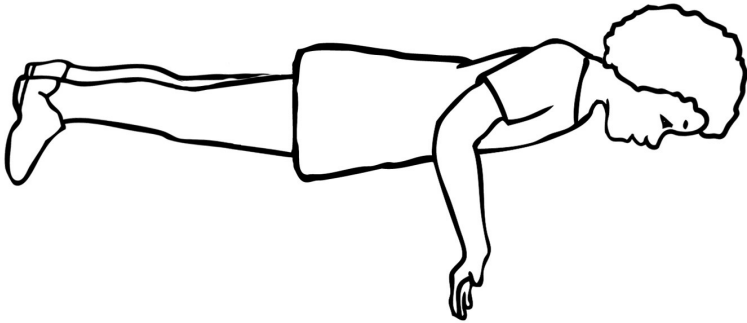
Leaves make food for the tree to grow.



True ideas help heaven grow in me.




Lovely flowers give joy.

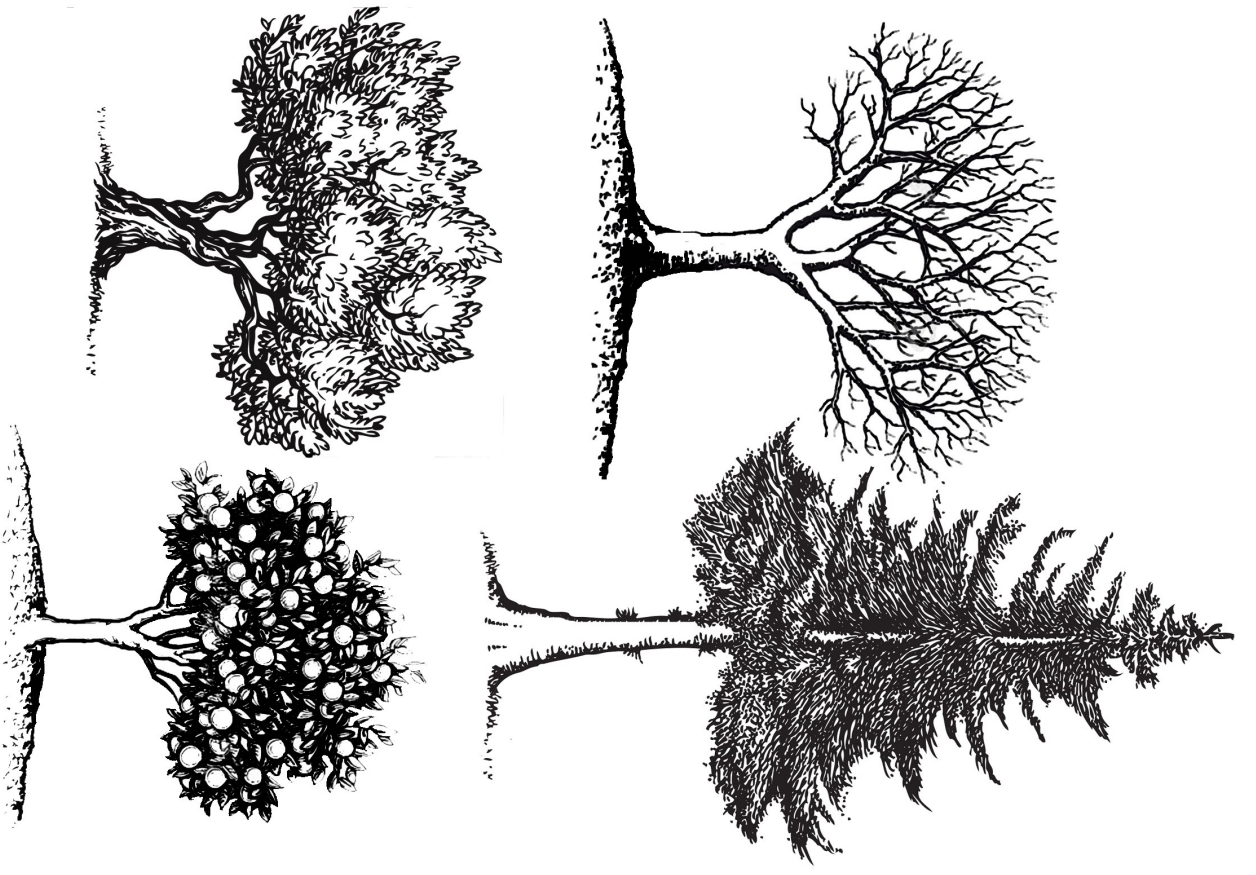


Doing what's right brings joy.


Trees grow fruit for us to eat.



My fruits are good deeds I do for others.



The Lord makes many kinds of trees.



Many kinds of people have heaven inside.