

Joseph Reveals Himself Trifold


Create a tri-fold picture that can be opened to show Joseph.


Joseph's brothers talked to him several times but did not know who he was. They had no idea he was alive and did not expect to meet him. He spoke in Egyptian through interpreters and did not disclose his identity. After Judah's compassionate plea he sent away the Egyptians and wept loudly as he revealed himself. Recreate the joyful reunion with a picture that opens to show Joseph!

Materials needed: crayons or markers, scissors, glue, stapler

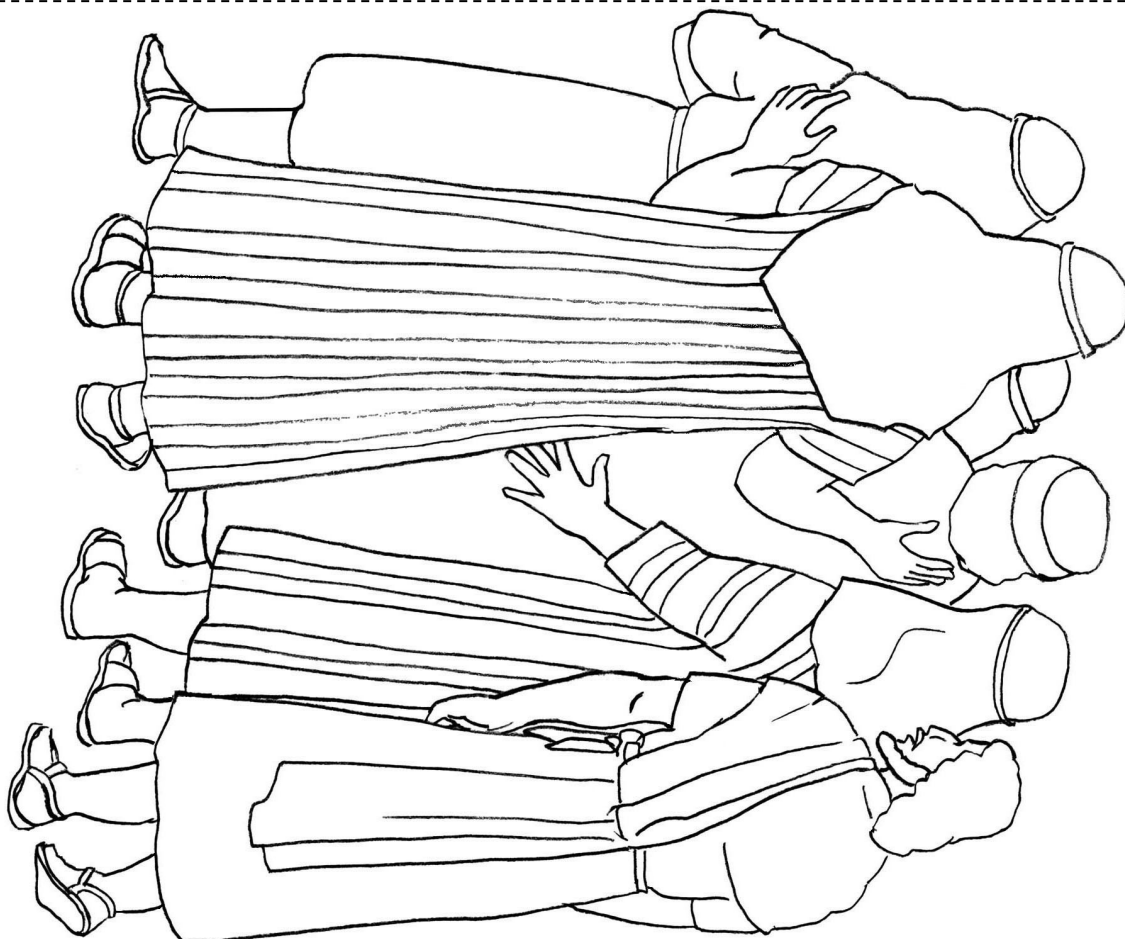
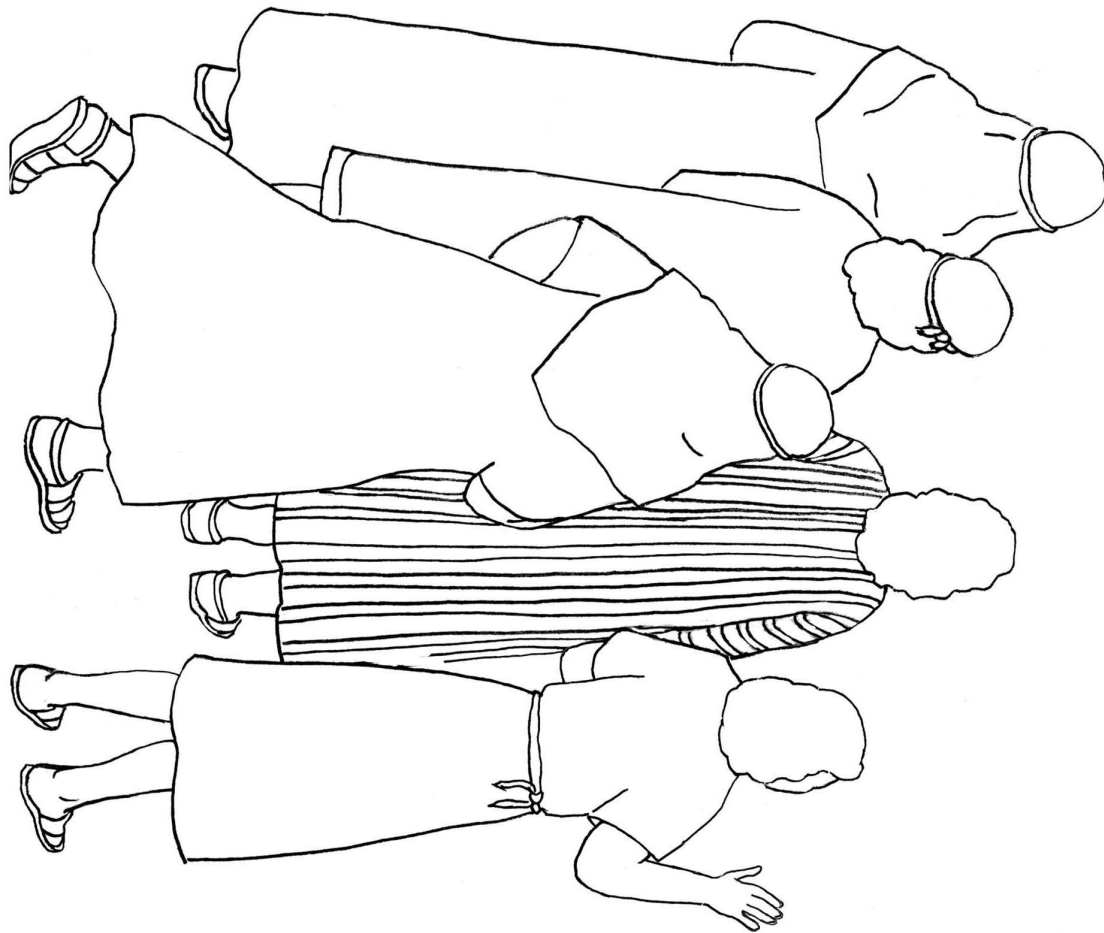
1. Color the pictures of Joseph and his brothers, and cut them out along the dotted lines.
2. Glue the pictures of the brothers together so that the two sides of each set of brothers are back-to-back.
3. Staple the assembled pictures of the brothers to the sides of the Joseph picture.
4. Create excitement and anticipation as the pieces are put together. Allow each child to discover how he or she can reveal Joseph!

Optional Large Print Project: enlarge pictures as you copy and glue to larger pieces of heavy paper. Follow the other directions for assembly.





Joseph Trifold



Joseph Trifold



Joseph Trifold