

## Joseph's Dreams of the Sun, Moon and Stars Diorama

Create a diorama showing Joseph's dream of the sun, moon and eleven stars bowing down to him. Joseph represents the Lord. Our love, faith and knowledge are like the sun, moon and stars. They should bow down to the Lord because He is more important than anything else.

### Materials

a copy of Sun, Moon and Stars pages 1 and 2 on separate pages

scissors

pencil or marker



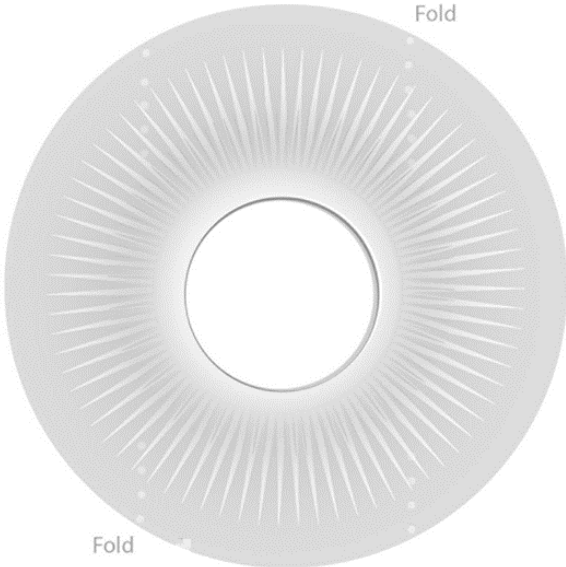
*optional:* glue, gold and silver glitter to decorate the sun, moon and stars

### Instructions


1. Using scissors, cut along the solid vertical lines on the *Sun, Moon and Stars Page 2* to create a long strip of paper. Help children fold the strip along the dotted lines accordion fashion with the printed star on top.
2. Cut around the edges of the printed star, being careful not to cut the folds.
3. Open the folds to see a string of eight stars.
4. Draw a face on each star with a pencil or marker.
5. Cut out Joseph, the sun, the moon, and the three large stars.
6. *Optional:* decorate the sun, moon and stars with gold and silver glitter.
7. Fold Joseph in half along the dotted line, with the printed side showing.
8. Make 2 folds in the sun and moon along the dotted lines. Fold one line one direction, and one the opposite way, to make the figures stand. (See picture below.)
9. Fold the three large stars along the dotted line across the middle with the printed side facing out. The other two folds should be made so the blank side shows on top. These stars will now "kneel".
10. Set up a diorama as shown below.



Sun Moon and Stars Page 1



Sun Moon and Stars Page 2

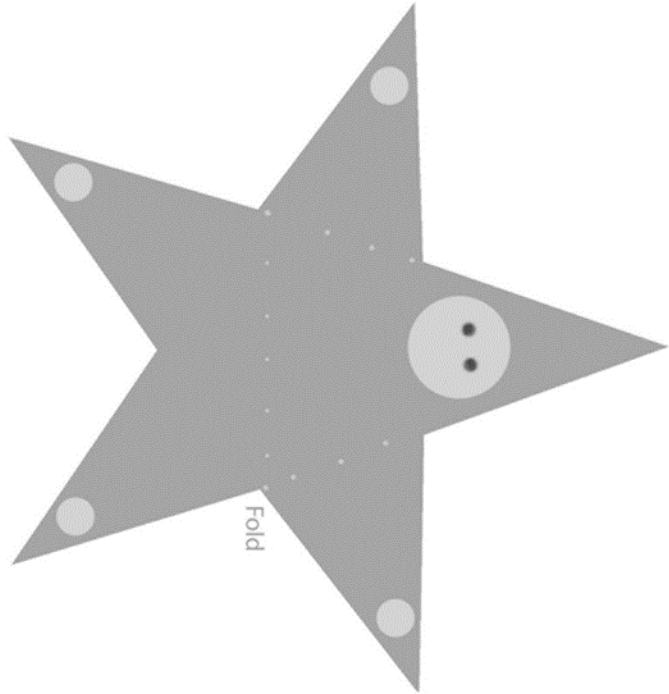


Fold here

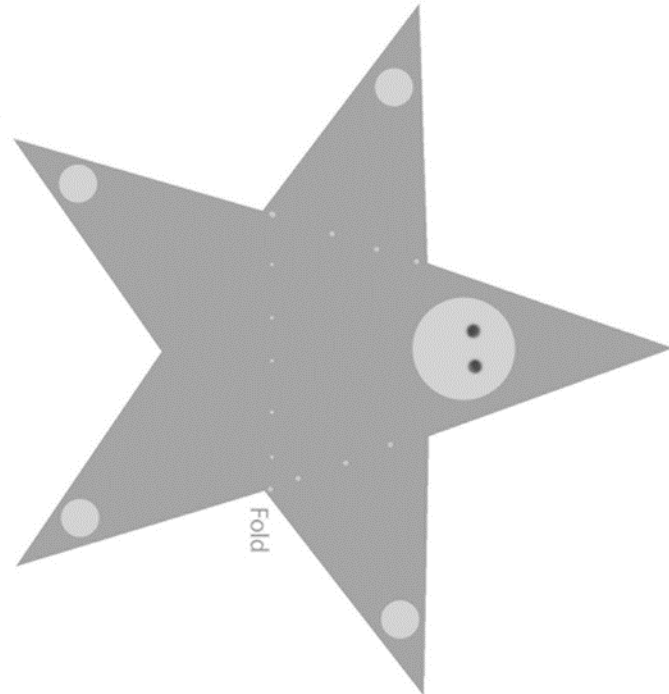
Cut straight across this line →



Do NOT cut where the star touches the fold



Fold



Fold