


Learn by Doing

Choice

Night and Day

The Lord sent manna and quail to feed the children of Israel in the wilderness. He provides what we need as well—day and night, spiritually and naturally. In this activity, children act out gathering manna and quail to help them remember the story of how the Lord provided for the children of Israel.

1. Have the children sit in a large circle on the floor. Tell them they are going to act out being the children of Israel gathering manna and quail. Give each child a paper bag for gathering manna.
2. When did the Lord send manna? (in the morning) Ask the children to lie down and pretend to sleep. Turn out the overhead light for a minute.
3. Read: **In the morning the dew lay all around.** Turn on the light and then lift off the top blanket or sheet. **“And when the layer of dew lifted, there, on the surface of the wilderness, was a small round substance, as fine as frost on the ground.”**
4. Ask the children to stand up and look around them. Read: **When the children of Israel saw it, they said, “What is it?” And Moses said to them, “This is the bread which the Lord has given you to eat. The Lord has commanded: ‘Let every man take for those who are in his tent.’”**
5. Invite the children to gather the manna in their paper bags. Remind them that the children of Israel were to take only what they needed and not to be greedy. When the manna is all gathered, have the children return to their places in the circle and sit down again. (If using popcorn, let the children eat it if they wish.)
6. What did the Lord send to the children of Israel in the evening? (quail) Give each child an assembled quail. Show the children how to hold the quail by the middle of the fold and move it up and down to make the wings flap. (See picture at top of page.)
7. Do you remember how the Lord sent the quail? (They were blown in to the camp by the wind.) Have children walk around in the circle, “flying” their quail.
8. Turn out some of the lights or dim them if it is possible. What happened when the evening came? (the quail fluttered near the ground in the camp and were easy to catch) Have children flutter the quail near the ground, then “catch” them and put them in their bags.
9. Turn out the lights completely, and ask the children to lie down and pretend to sleep. Read: **“And the Lord spoke to Moses, saying, “At twilight you shall eat meat, and in the morning you shall be filled with bread. And you shall know that I am the Lord your God.”**
10. *Optional:* color the quail.



Materials Needed


copy of *Quail Template* (p. 2) and paper bag for gathering manna for each child; open space for acting in room with overhead lights; a bag of cotton balls *or* a bag of plain unbuttered, unsalted popcorn; two sheets or blankets; scissors
optional: crayons or markers

Prepare in Advance

Print, cut and fold a copy of *Quail Template* (p. 2) for each child. Gather materials. Spread a sheet or blanket out in the middle of the room and sprinkle cotton balls *or* popcorn on it. Cover the “manna” with another sheet or blanket. *Optional:* make the paper bags into baskets if desired. See directions for paper bag baskets on p. 2.

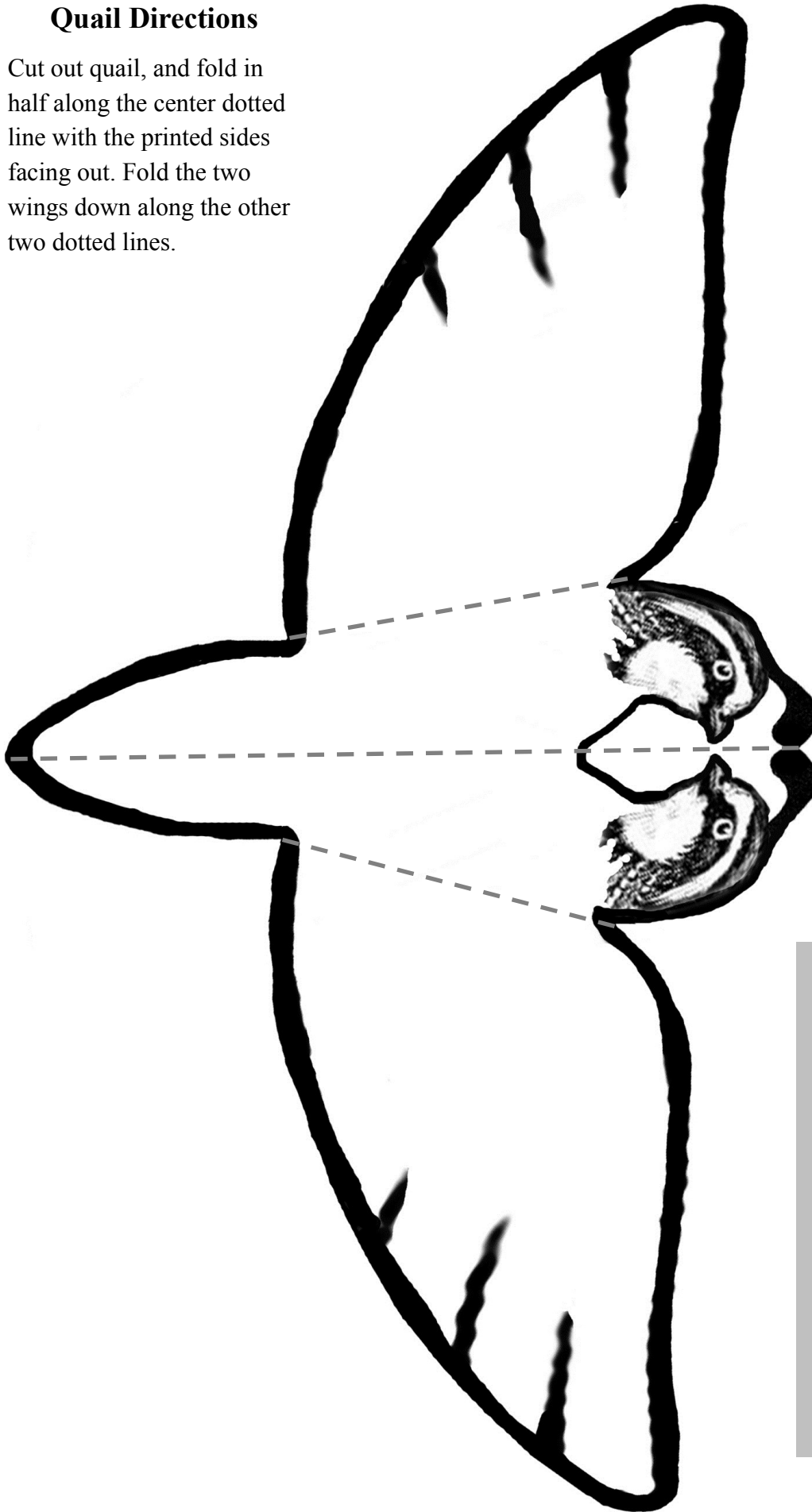
New Church Concept Food and Drink

“Food and drink” signify all things that nourish and sustain spiritual life, and these in general are knowledges of truth and good. *Apocalypse Explained* 386



Quail Directions

Cut out quail, and fold in half along the center dotted line with the printed sides facing out. Fold the two wings down along the other two dotted lines.



Paper Bag Baskets

To make baskets out of brown paper lunch bags, cut the top of the bag off about half way down. Cut or fold the cut off portion of the bag into a long strip to form a handle. Tape the handle to the outside of the bottom of the bag on each side. See photo on p. 1. If you wish, write each child's name on one of the bags.

Quail Template