

## Story Telling Tool and Rebus

### Materials Needed for Each Child

copies of *Paralyzed Man Rebus Directions* p. 2 and *Paralyzed Man Rebus* p. 3, 4 strips of stiff paper all the same size about 2 inches (5cm) long and ½ inch (1.25cm) wide, 3 brads or split pins, single-hole punch (can be shared), tape

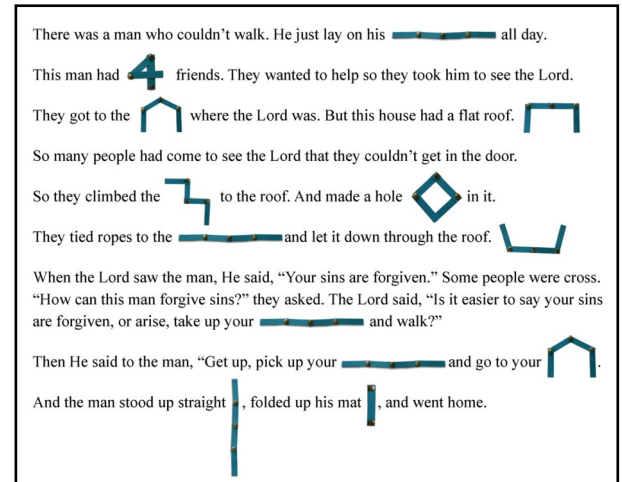
### Prepare in Advance

Cut stiff paper into strips 2 inches (5cm) long and ½ inch (1.25cm) wide. (Use colored paper if it is available.) Make a sample story telling tool, and practice the 8 shapes needed to retell the story of the Paralyzed Man.

### New Church Concept The Roof

“The roof” means what is inmost. One reason why “the roof” has this meaning is that it is the uppermost or highest part. Since “the roof” means what is heavenly, which is what is inmost, it also means what is good, for in all places goodness is inmost. See *Secrets of Heaven* 10184:1,2

Children use a “story telling device” they create and a rebus to help them retell the story of the Paralyzed Man who was let down through the roof of a house to be healed by the Lord. (Note: technically this is not a true rebus since not all of the pictures actually replace single words.)




1. Give each child 4 strips of paper, 3 brads or split pins and a copy of the *Paralyzed Man Rebus Directions* (p. 2).
2. Have children punch holes in 1 end of two of the strips and in both ends of the remaining two strips as shown in the picture on p. 2.
3. Put one of the strips with two holes over a strip with one hole and match the holes up. Insert a brad or split pin and fold both sides back along the first strip as shown in the picture on p. 2.
4. Attach the other 2 hole strip and then the other 1 hole strip in the same way, overlapping the newest strip to be added over the old ones each time. Tape down the back of the brads (split pins).
5. Help children learn to make the 8 shapes needed to retell the story.
6. Hand out copies of the *Paralyzed Man Rebus* (p. 3). Read the retelling of the story together slowly, pausing for the children to make a shape with their story-telling tool whenever needed. Repeat as desired.

### New Church Concept: Take Up Your Bed

The Lord saying to the sick, “Arise, take up your bed and walk,” signifies doctrine, and life according to it; “bed” signifies doctrine, and “to walk” life. “The sick” means those who have transgressed and sinned. See *Apocalypse Explained* 163.7

# Make a Story-Telling Tool



Punch holes in one end of 2 of your strips and in both ends of the other strip.




Put the pieces together into as shown using brads or split pins. Fold the pins to one side and tape.

## Practice Making These 8 Shapes




bed




bed with ropes




folded up bed



house



house with flat roof



hole in roof



stairs



number four

Paralyzed Man Rebus Directions

There was a man who couldn't walk. He just lay on his  all day.

This man had  friends. They wanted to help so they took him to see the Lord.

They got to the  where the Lord was. But this house had a flat roof. 

So many people had come to see the Lord that they couldn't get in the door.

So they climbed the  to the roof. And made a hole  in it.

They tied ropes to the  and let it down through the roof. 

When the Lord saw the man, He said, "Your sins are forgiven." Some people were cross.

"How can this man forgive sins?" they asked. The Lord said, "Is it easier to say your sins are forgiven, or arise, take up your  and walk?"

Then He said to the man, "Get up, pick up your  and go to your .

And the man stood up straight , folded up his mat , and went home.

A retelling of the story of the paralyzed man from Mark 2:1-12.

### Paralyzed Man Rebus