

RELIGION PROJECTS







Designed by Lori Odhner, Wendy Hoo, and Sonia Werner

Text: I Samuel 13

Subject: Saul's Impatience

Dole Notes: Volume: 3 Chapter: 62 Page: 72

Age Group: Primary: 6-8

basic supplies:      

materials:


- clock or watch
- little rocks
- candles & candlesticks (or clay)
- safety matches or taper
- colored play dough or plasticene

teacher preparation:

- make playdough: 1 c flour
1/2 c water
1/4 c salt
food color

procedure:

- make little animals, birds or loaves of bread out of playdough
- put candle in candlestick (or a lump of clay)
- stack 12 little rocks around the candle to represent the altar
- give each child safety matches and have them wait 7 minutes before they may light the candle (could separate children so they can't see each other) but don't let them see the clock (this will make waiting harder, as it was for Saul)
- If anyone does light it prematurely, he is like impatient Saul



notes: The clay figures can be baked later. Tell children to be careful with matches, and not to really burn the offerings.

music: first songs:

Lori's tape: Wait on the Lord, Great Storm

Liturgy: The first fruits 571