

Elijah Is Carried to Heaven

Level A | Lesson 7 | Teacher Overview

Key Message: The mantle passes to Elisha.

Text: II Kings 2:1-18

Activity Options (choose 2 or 3)

1. Talk About It
2. Color Picture: Elijah in the Chariot of Fire
3. Memory Verse
4. Make: Elijah and the Whirlwind
5. Take Action: Elijah's Mantle
6. Color: Elijah Is Taken to Heaven



II Kings 2:11,13

Suddenly a chariot of fire appeared with horses of fire...and Elijah went up by a whirlwind into heaven.... And Elisha took up the mantle of Elijah that had fallen.

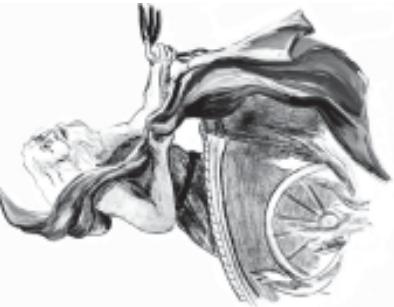
Talk About It

II Kings 2:1-18: Elijah Is Carried to Heaven

1. Today's story is the last story in the Word about Elijah the prophet. We will be talking about the man who would be the Lord's prophet after Elijah. His name was Elisha. Let's say this name together: Elisha. His name is a lot like Elijah's, isn't it?
2. What did Elijah and Elisha do together? (They went on a long journey.)
3. Did Elisha know that Elijah would die soon? (Yes, the sons of the prophets kept telling him this.)
4. When Elijah told Elisha that he needed to go to a new place, did Elisha let him go by himself? (No, he said: "As the Lord lives, and as your soul lives, I will not leave you!" Let's say that together: "As the Lord lives, and as your soul lives, I will not leave you!")
5. What happened when they reached the river Jordan? (Elijah took off his mantle (coat) and struck the water. The river parted and they walked across on dry land. This was a miracle.
6. What appeared as they kept walking along? (A chariot and horses of fire that took Elijah up to heaven!)
7. What fell from Elijah as he went up to heaven? (his mantle)
8. What did Elisha do with Elijah's mantle? (He struck the river Jordan and it parted.)
9. This was the sign that Elisha had inherited a double portion of Elijah's spirit. It meant that he was now the prophet who would do the Lord's work on earth.



Elijah Is Taken Up to Heaven



Memory Verse: II Kings 2:11, 13
Suddenly a chariot of fire appeared with horses of fire...and Elijah went up by a whirlwind into heaven.... And Elisha took up the mantle of Elijah that had fallen.

Key Message:

The mantle passes to Elisha.

Elijah Is Taken Up to Heaven



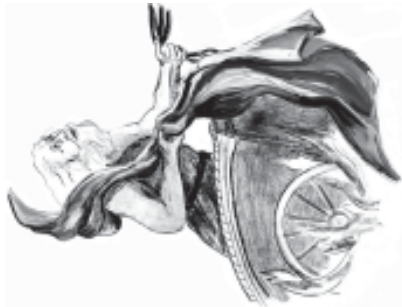
Memory Verse: II Kings 2:11, 13
Suddenly a chariot of fire appeared with horses of fire...and Elijah went up by a whirlwind into heaven.... And Elisha took up the mantle of Elijah that had fallen.

Key Message:

The mantle passes to Elisha.

Cut in quarters and give one to each student to take home.

Elijah Is Taken Up to Heaven



Memory Verse: II Kings 2:11, 13
Suddenly a chariot of fire appeared with horses of fire...and Elijah went up by a whirlwind into heaven.... And Elisha took up the mantle of Elijah that had fallen.

Key Message:

The mantle passes to Elisha.

Elijah Is Taken Up to Heaven



Memory Verse: II Kings 2:11, 13
Suddenly a chariot of fire appeared with horses of fire...and Elijah went up by a whirlwind into heaven.... And Elisha took up the mantle of Elijah that had fallen.

Key Message:

The mantle passes to Elisha.

Make: Elijah and the Whirlwind

II Kings 2:1-18: Elijah Is Carried to Heaven

Today's story is about a miracle! At the end of his life Elijah was taken up into heaven by a chariot and horses of fire in a whirlwind. Elisha, the Lord's prophet after Elijah, stayed with him and took up his mantle when he had gone. We will be making a picture of Elijah going up to heaven in the whirlwind.



Supplies Needed for Each Student

- white paper
- white and fire-colored crayons
- blue watercolor paint
- fat paintbrush
- glue
- picture of Elijah and the chariot of fire to color
- newspaper to cover the table
- *optional*—hairdryer to speed up project drying time
- *optional*—bottle or jar partially filled with water to demonstrate a vortex

Teacher Preparation

Cut out the pictures of Elijah and the chariot of fire (see attached sheet).





Project Directions

1. What is a whirlwind? (If children do not know the answer, tell them that it is a powerful wind that goes round and round and can take things up into the sky. *Optional:* Demonstrate what it looks like by swirling a bottle partially filled with water to show the circular vortex movement.)
2. Today we will be drawing a picture of a whirlwind. The Lord's prophet Elijah was taken up to heaven in a whirlwind. Let's move our hands in a circle like a whirlwind. (With index finger pointed, show children how to move their arms in a spiral, moving higher and

Page 2 - Elijah and the Whirlwind

higher.) What color is the wind? (We cannot see the wind, so when we draw it we will not see it either! We will use a white crayon on white paper.)

3. Give each child a piece of paper and a white crayon. Have them hold the crayon and make a whirlwind in the air. Now let's make a whirlwind on the paper. Move the crayon round and round and make the circles go up and up on the page. Tell the children that we can not see the whirlwind at the moment, but that it will appear by magic in a minute!
4. Now give the children a fat paintbrush and a blue paint wash. Encourage them to fill the page with paint and watch the whirlwind appear! (Try to keep the paper from getting too wet by encouraging the children to keep the brush moving.)
5. While the paint is drying, distribute the pictures of Elijah and the chariot of fire. Have children color the picture with fiery colors.
6. When the paint is dry enough, put glue on the back of the Elijah picture and glue over the whirlwind, completing the project.



Take Action: Elijah's Mantle

II Kings 2:1-18: Elijah Is Carried to Heaven

Use the guided discussion to bring the story to life. Then pass around a “mantle” and discuss what we can do to have the Lord’s power with us. Each child will take home a small “mantle” reminding them that the Lord is always with them.

Supplies Needed for the Class

- square of soft fabric for each child to take home (approx 12" x 12" (30 x 30cm) or larger)
- larger piece of fabric to use as a mantle to pass around (pillow case, larger shawl or scarf, etc.)

Warm-up Discussion

Invite the children to sit on the floor in a circle and introduce the activity with a discussion.

1. How did you come to church today? (walk, drive)
2. Who brought you to church today? (parents, brothers or sisters)
3. What other kinds of things do your parents do for you? (provide you with a home, feed you, make sure you have clothes, they take care of you in many ways)
4. Some day you will be a grown up and you may become a mommy or a daddy too!
5. You will have the job of taking care of your own family and providing them with the things they need.
6. When a big job like being a mom or a dad is passed from one person to a younger person, we sometimes say that the “mantle has passed” from one person to another.



Main Lesson

In our story today, Elijah was the Lord’s main prophet. He was in charge of telling the Children of Israel messages from the Lord. But he was getting older, and it was time for him to go to heaven. So the Lord prepared Elisha to be His prophet instead. Elisha followed Elijah from one place to another place and eventually they crossed over the river Jordan.

How did they get across the river? (Elijah rolled up his mantle and used it to hit the water. The water dried up in the middle and they walked across on dry ground. Elijah’s mantle was like a cloak that kept him warm. It had the Lord’s power in it.)

Page 2 - Elijah's Mantle

How did Elijah go up into heaven? (By a whirlwind in a chariot of fire.)

What fell from Elijah when he went up to heaven? (His mantle.)

What did Elisha do with the mantle? (He picked it up.)

How did Elisha know that Elijah's power was with him? (He struck the river with the mantle and it opened up to let him across.)

Elisha knew that he had become the Lord's main prophet!

The mantle had passed from Elijah to Elisha.

Activity

- Now we are going to pass a mantle around our circle. (Put the "mantle" around the shoulders of one of the children.)
- Imagine that you are Elisha, and you have just picked up Elijah's mantle and put it on. Think of just one thing that the Lord wants each one of us to do and share it with everyone. (Suggest ideas that a child could do—tell the truth, help other people, obey your parents, go to church, keep the Lord's name holy, don't take things that are not yours, be kind to other people, share nicely, love the Lord most of all, etc.)
- Now the mantle will pass to _____. (Take the mantle off one child and put on another child.) Go around the circle until each child has had a turn to say something that the Lord wants us to do.
- Now each person will get a little "mantle" of their own to keep. (Hand each child a square of soft fabric.)
- This "mantle" will help remind you about all of the things the Lord wants us to do.
- You may want to keep your "mantle" under your pillow at night, or in your pocket to remind you that the Lord is always with you.

