

Elijah Is Carried to Heaven

Level B | Lesson 7 | Teacher Overview

Key Message: The mantle passes to Elisha.

Text: II Kings 2:1-18

Activity Options (choose 2 or 3)

1. Talk About It
2. Color Picture: Elijah in the Chariot of Fire
3. Memory Verse
4. Make: Elijah Is Taken to Heaven Mobile
5. Look Closer: Hidden Meanings Memory Game
6. Color: Elijah Is Taken to Heaven



II Kings 2:11,13

Suddenly a chariot of fire appeared with horses of fire...and Elijah went up by a whirlwind into heaven.... And Elisha took up the mantle of Elijah that had fallen.

Talk About It

II Kings 2:1-18: Elijah Is Carried to Heaven

1. Today's story is the last story about Elijah the prophet. He was old and had lived a full and useful life. Who would be the Lord's prophet after Elijah died? His name sounds similar to Elijah's. (Elisha)
2. Elijah and Elisha walked on a long journey. Some other men who followed Elijah saw what was happening. They were called the sons of the prophets. These were other men who followed Elijah and listened to what he said.
3. Did Elisha know that Elijah would die soon? (Yes, the sons of the prophets kept telling him.)
4. When Elijah told Elisha that he needed to go to a new place, did Elisha let him go by himself? (No, he said: "As the Lord lives, and as your soul lives, I will not leave you!")
5. What happened when they reached the river Jordan? (Elijah took off his mantle and struck the water. The river parted and they walked across on dry land. This was a miracle.)
6. Can you think of another story when the river Jordan parted like this? (When the Ark of the Covenant was taken across—see Joshua 3:17. Like the Ark, Elijah represented the Lord's presence with the Children of Israel.)
7. What happened as they kept walking along? (A chariot and horses of fire appeared and took Elijah up to heaven.)
8. What fell from Elijah as he went up to heaven? (His mantle.)
9. What did Elisha do with Elijah's mantle? (He struck the river Jordan and it parted.) This was a sign that Elisha had inherited a double portion of Elijah's spirit. It meant that he was now the prophet chosen do the Lord's work on earth.
10. Did the sons of the prophets find Elijah's body? (No—it went to heaven with him. This is the only time this happened in the Word, except for when the Lord Himself rose from the dead. It was a miracle.)



Elijah Is Taken Up to Heaven



Memory Verse: II Kings 2:11, 13
Suddenly a chariot of fire appeared with horses of fire...and Elijah went up by a whirlwind into heaven.... And Elisha took up the mantle of Elijah that had fallen.

Key Message:
The mantle passes to Elisha.

Elijah Is Taken Up to Heaven

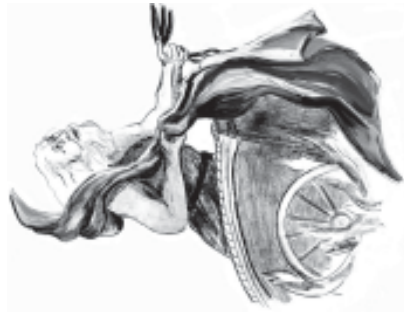


Memory Verse: II Kings 2:11, 13
Suddenly a chariot of fire appeared with horses of fire...and Elijah went up by a whirlwind into heaven.... And Elisha took up the mantle of Elijah that had fallen.

Key Message:
The mantle passes to Elisha.

Cut in quarters and give one to each student to take home.

Elijah Is Taken Up to Heaven



Memory Verse: II Kings 2:11, 13
Suddenly a chariot of fire appeared with horses of fire...and Elijah went up by a whirlwind into heaven.... And Elisha took up the mantle of Elijah that had fallen.

Key Message:
The mantle passes to Elisha.

Elijah Is Taken Up to Heaven



Memory Verse: II Kings 2:11, 13
Suddenly a chariot of fire appeared with horses of fire...and Elijah went up by a whirlwind into heaven.... And Elisha took up the mantle of Elijah that had fallen.

Key Message:
The mantle passes to Elisha.

Make: Elijah Is Taken to Heaven Mobile

II Kings 2:1-18: Elijah Is Carried to Heaven

Make a mobile to illustrate Elijah in the chariot of fire going to heaven in a whirlwind, and Elijah's mantle falling to earth.

Supplies Needed for Each Student

- copy of the page with two images of Elijah in the chariot of fire (see attached sheet)
- copy of the spiral/whirlwind page (see attached)
- scissors
- approx. 1 yard (1 meter) of string, yarn, or narrow ribbon
- small scrap of fabric
- tape
- *optional* single hole punch
- *optional* markers or crayons

Project Directions

1. Print the pictures of Elijah in the chariot of fire in color or black and white. If printing in black and white, have students color them with crayons or markers.
2. Fold the page with the two pictures of Elijah in half and cut around the edge of the pictures. Students need two mirror image cut-outs to complete project.
3. Cut out the whirlwind spiral shape, cutting away the small center circle.
4. Tie a loop large enough to slip over a doorknob in one end of the string, yarn or ribbon.

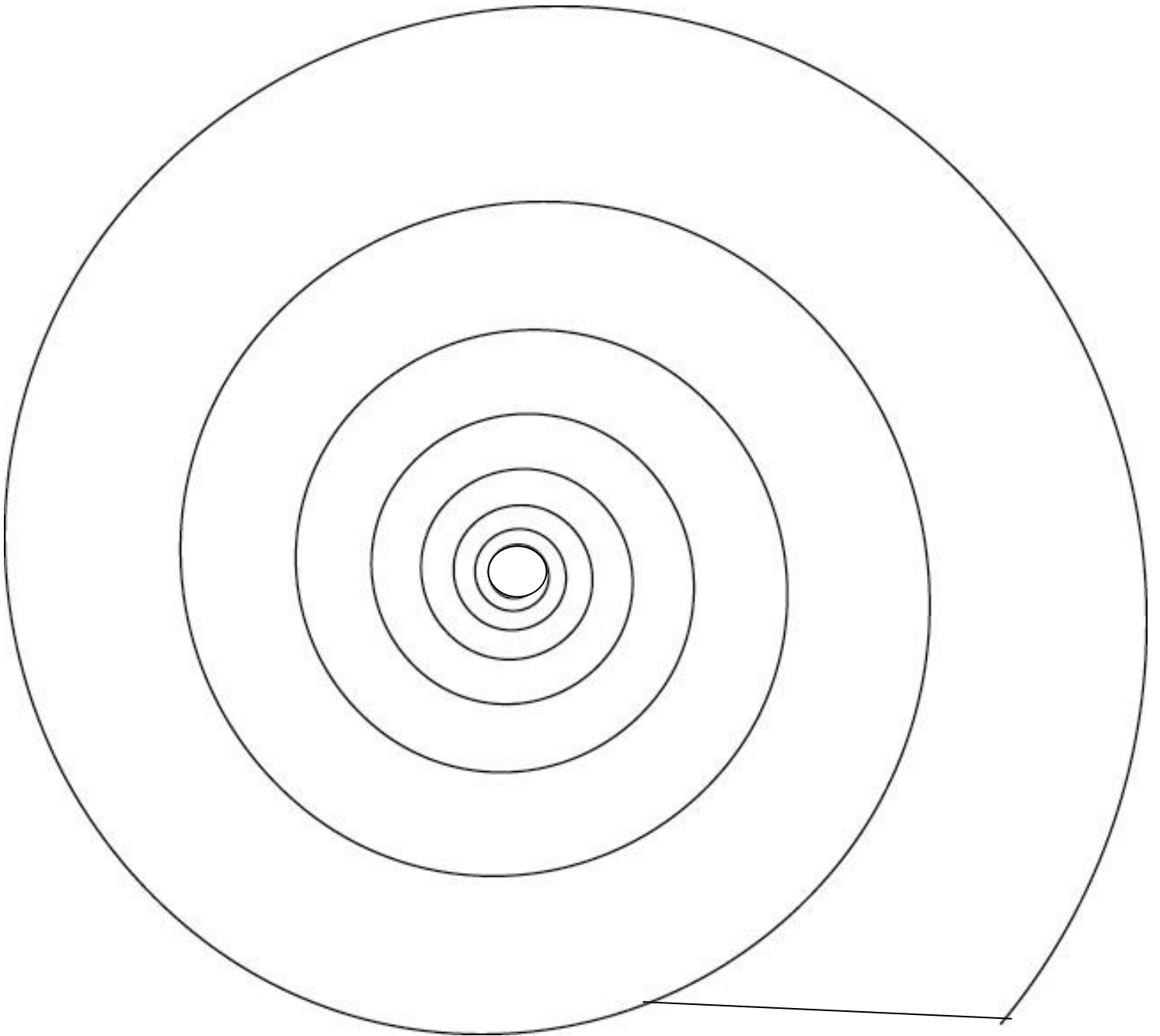


Page 2 - Elijah Is Taken to Heaven Mobile

5. Lay one of the pictures of Elijah on a table face down and lay the string over it so that the loop is an inch or so above the picture. Tape the string to the picture at the top and bottom. Lay the flat edge of the whirlwind at the bottom of the Elijah picture and tape to the back of the picture.
6. Thread the yarn or ribbon through the center of the whirlwind so that the whirlwind hangs nicely.
7. Tape the second picture of Elijah back-to-back with the first one.
8. Take the small piece of fabric. This represents Elijah's mantle as it falls to earth for Elisha to pick up. *Either* punch a hole in the corner of the fabric and tie to the yarn at the bottom of the whirlwind (adjusting yarn length as you do this) *or* tape the "mantle" securely to the bottom of the string a few inches below the bottom of the whirlwind.
9. Hang the mobile by the loop for display.



Whirlwind



Look Closer: Hidden Meanings Memory Game

II Kings 2:1-18: Elijah Is Carried to Heaven

Based on *The Correspondence Game* by Wendy Soneson

Each detail of the stories in the Word reflects a spiritual aspect of our lives. The relationship between the objects and people in the stories and the spiritual reality is called a correspondence. This game introduces the correspondences in the Elijah story.

Game supplies

- 32 cards with correspondence and identification pictures printed on stiff paper (see attached sheet)
- answer key (see attached sheets)

Preparation Needed

- print and cut cards apart for playing

Object of the Game

Each set of cards contains four pictures with the same correspondence. Players match pairs of pictures with the same correspondence. The winner may be the player with the most pairs. But the real object is non-competitive, to learn the correspondences.



Rules

1. Introduce the concept of correspondences (see above). Show children the answer key and review the story as you talk about it.
2. Place all 32 cards face down on a table or the floor.
3. The first player turns over 2 cards, one at a time. If these cards both symbolize the Lord, the Word, love, etc., then the player keeps that pair and may take another turn. If the cards do not match, they are returned to their original position.
4. The next player turns over two cards, looking for a match. All players should watch to remember where the cards are placed.
5. Play until all cards are paired.
6. Repeat the game if there is time.

Temptation




Selfishness




Temptation



Selfishness



Temptation



Selfishness



Temptation



Selfishness



Love



Oil

Truth



Mantle

Love




Bread

Truth



Water

Love



Mountain

Truth



Light

Love




Fire

Truth



Stone

Lord



Sun

Word



Elijah

Lord



Father

Word



Elisha

Lord



Still small voice

Word



Well

Lord



King

Word



Clouds

Falsity




Ravens

Church




Crown

Falsity



Mocking

Church



Mother

Falsity



Wind

Church




Jerusalem

Falsity



Drought

Church



Canaan

The Lord

sun



father



still small voice



king



The Word

Elijah



clouds



Elisha



well



Love


oil



bread



mountain



fire



Truth

mantle



stone



light



water



Church

crown



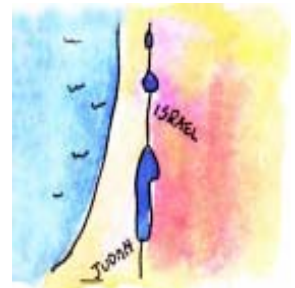
mother



Jerusalem



Canaan



Selfishness

brambles



Jezebel



idol worship



Baal



Temptation

forty



choosing



wilderness



storm



Falsity

wind



ravens



mocking



drought



