

# Jacob Meets Rachel

Genesis 29:1-22

## Level A | Lesson 3 | Teacher Overview



**When Jacob saw Rachel... and the sheep of Laban his mother's brother...he went near and rolled the stone from the well's mouth, and watered the flock. Then Jacob kissed Rachel, and lifted up his voice and wept....**

**So Jacob served seven years for Rachel, and they seemed a few days to him because of the love he had for her.**

**Genesis 29:10-11,20**

### For Teachers

This lesson has several activity options. You may wish to choose 2-3. Reading through the options will help you identify the activities best suited to your group's size, student mix, available supplies, and the time you have to prepare. You may also want to mix and match activities from other age levels.

### Activity Options

1. Talk About It
2. Illustration: Jacob Rolls the Stone from the Well
3. Memory Verse
4. Act It Out: Jacob Meets Rachel
5. Make: Someone for Me Poem and Painting
6. Coloring Picture: Jacob and Rachel

# Talk About It

**Reading: Genesis 29:1-22**

*Jacob arrived in Haran after traveling about 500 miles. He came to a well in a field where shepherds were gathering to water their flocks. Seeing Rachel approaching with her flock, Jacob rolled the stone from the well and watered her sheep. Jacob returned to Rachel's home and met her father, Laban. Jacob worked for Laban for seven years in exchange for marrying Rachel.*

1. Jacob went on a long journey all alone. He walked for days and days. Let's go for a walk and imagine what it must have felt like. (Walk the children around the building or just around the classroom. Imagine things you might be passing along the way. After a while, point out a "well" where some "shepherds" are waiting. What do you think the shepherds are doing? Why are they waiting? Let's go and see what they are doing! Sit down when you get there.)
2. The shepherds were waiting to give their animals water.
3. Water is very important for people and animals. Have you ever been really thirsty and not been able to get a drink? We cannot live without water. When Jacob was alive there were no taps; people had to get water from streams or wells. They used buckets attached to a long rope to bring water up from deep down underground. The wells were very important so they were protected by large stones.
4. What did Jacob do for Rachel's sheep? (He rolled the stone off the well and gave them water. Think how strong he must have been to do this.)
5. Rachel and Jacob were cousins. Laban, Rachel's father, was Jacob's uncle. When Laban heard that Jacob was coming he ran out to meet him. They were so happy to see each other! Have you ever seen relatives from a long way away? How did that make you feel?
6. Jacob lived with his uncle Laban. He worked, taking care of Laban's sheep and goats. What did Jacob ask for in exchange for his work? (Rachel, for his wife)
7. Jacob loved Rachel so much that he worked seven years for her! That's a long time, isn't it? It is hard to wait that long if you really want something. But Jacob loved Rachel so much that it felt like a short time to him.
8. The Lord is preparing a special person for each of us to marry too. If we are patient the Lord will lead us to meet that special person when we are grown up and ready—if not in this life, then in the next.



**Memory Verse:**

**Jacob Meets Rachel**



Jacob served seven years for Rachel, and they seemed but a few days to him because of the love he had for her.

Genesis 29:20

**Memory Verse:**

**Jacob Meets Rachel**



Jacob served seven years for Rachel, and they seemed but a few days to him because of the love he had for her.

Genesis 29:20

Cut in quarters and give one to each student to take home.

**Memory Verse:**

**Jacob Meets Rachel**



Jacob served seven years for Rachel, and they seemed but a few days to him because of the love he had for her.

Genesis 29:20

**Memory Verse:**

**Jacob Meets Rachel**



Jacob served seven years for Rachel, and they seemed but a few days to him because of the love he had for her.

Genesis 29:20

# Act It Out: Jacob Meets Rachel

## At a Glance:

Students act out the story of Jacob meeting Rachel at the well and going to live with Laban as the teacher reads the script. *Optional:* Have a wedding feast.

## Supplies Needed:

- supplies needed to create a well near the center of the room, e.g. mark a circle with tape, blue fabric, blue paper, cardboard box or plastic tub covered with sheet, etc.
- pillow or large cushion to use as a stone to cover the well
- play script
- *optional:* prepare or purchase food and have a “wedding feast”, napkins, cups, etc.



## Teacher Preparation:

- Set up a well near the center of the room.
- *Optional:* Prepare and set up food for a wedding feast.

## Directions:

1. Characters include Jacob, Rachel, Laban, shepherds (flexible numbers), Leah (optional). For a simpler play act out two or three of the characters from the list. For larger groups, add Leah and a larger group of shepherds.
2. Say, “We are now going to act out the story of Jacob meeting Rachel at the well.”
3. Assign students to roles and position them at their starting places. Everyone sits down.
4. Say: “I’m going to read the story. When I read about your part you will stand up and act it out!”
5. Read the script, pausing to direct action.
6. *Optional:* serve a wedding feast.

# Jacob Meets Rachel Script

*Position children before starting the play: Jacob, Rachel, Laban and Leah stand in different corners of the room. Put a well in the center of the room. Position shepherds next to the well. Read the play pausing for actions where indicated. Encourage the children to do the actions suggested.*

Jacob went on his journey and came to the land of the people of the East. (walk around the room as if on a journey)

And Jacob looked, and saw a well in the field. (raise hand above eyes as if looking for the well at a distance; walk towards the well and the shepherds)

And there were three flocks of sheep lying by it. A large stone was on the well's mouth. Now all the flocks would be gathered there; and they would roll the stone from the well's mouth, water the sheep, and put the stone back in its place on the well's mouth.

And Jacob said to them, "Where are you from?" (as if talking to the shepherd.)

And they said, "We are from Haran." (shepherds point to where Laban is standing)

Then he said to them, "Do you know Laban?" (raise hands as if asking a question)

And they said, "We know him." (all nod)

So he said to them, "Is he well?" (raise hands as if asking a question)

And they said, "He is well. And look, his daughter Rachel is coming with the sheep." (all nod and point to Rachel; Rachel starts moving around the room and will eventually go to the well)

Then Jacob said, "Look, it is still high day; it is not time for the cattle to be gathered together. Water the sheep, and go and feed them." (point up towards the sun)

But they said, "We cannot until all the flocks are gathered together, and they have rolled the stone from the well's mouth; then we water the sheep." (shake heads to indicate no)

Now while he was still speaking with them, Rachel came with her father's sheep, for she was a shepherdess. (Rachel gets to the well)

# Jacob Meets Rachel Script continued

When Jacob saw Rachel, the daughter of Laban his mother's brother, and the sheep, Jacob went near and rolled the stone from the well's mouth, and watered the flock. (move "stone" from the well and pretend to lead the sheep to the water)

Then Jacob kissed Rachel and told Rachel that he was her father's relative and that he was Rebekah's son. (Jacob gives Rachel a hug)

So she ran and told her father Laban. (Rachel goes to Laban)

When Laban heard about Jacob, his sister's son, he ran to meet him, and embraced him and kissed him, and brought him to his house. (Laban goes to meet Jacob at the well, puts his arm around Jacob and walks with him back to his "house"; they sit down on the floor together)

Jacob told Laban all these things. And Laban said to him, "You are my bone and my flesh." And he stayed with him for a month.

Then Laban said to Jacob, "Tell me, what should your wages be?" (Laban gestures as if questioning)

Now Laban had two daughters: the name of the elder was Leah, and the name of the younger was Rachel. Leah's eyes were delicate, but Rachel was beautiful.

Now Jacob loved Rachel; so he said, "I will serve you seven years for Rachel your younger daughter." (hold up 7 fingers for 7 years)

And Laban said, "It is better that I give her to you than that I should give her to another man. Stay with me."

So Jacob served seven years for Rachel, and they seemed only a few days to him because of the love he had for her. (everyone holds up 7 fingers to show 7 years)

Then Jacob said to Laban, "Give me my wife, for my days are fulfilled, that I may go in to her." And Laban gathered together all the men of the place and made a feast. (all go to Laban's house and sit down as if having a feast)

# Make: Someone for Me Poem and Painting

## At a Glance:

The Lord plans for everyone to have a happy marriage partnership. Following the teacher's lead, children will recite a simple poem with actions. Using folded pieces of paper, each child will then create a self portrait and will then "magically" see their future marriage partner appear!



## Supplies Needed:

- copy of poem: *God Made People Male and Female*
- piece of paper for each child, folded in half (absorbent paper may work best, e.g. "construction" paper)
- water color paints
- paintbrushes
- newspaper or other covering to protect the table
- glue
- text slip: *The Lord Made Someone for Me to Marry*

## Teacher Preparation:

- Read through the action poem so you are familiar with the gestures.
- Fold a piece of paper in half for each student.
- Cut apart the text slips.

## Directions:

1. Introduce the activities by reminding children that the story of Jacob meeting Rachel is a picture of two people falling in love and getting married. The Lord wants everyone to find a special person and get married because He knows that this makes people happy. When the Lord created people, He made some of them male—boys and men—and some of them female—girls and women.
2. Recite the poem, *God Made People Male and Female* with the children, teaching them the arm gestures as you go.
3. Demonstrate how to paint a self-portrait on one side of a piece of paper (see next page for step by step pictures), creating a very simple figure with one arm stretched out to meet the fold. Show what happens when you fold the other half of the paper over on the wet paint! You get two people holding hands, like a married couple!



# Make: Someone for Me

## Poem and Painting continued

4. Distribute the folded pages, paintbrushes and paints. Ask the children to paint pictures of themselves. (Younger children may paint simply a head with legs and the one arm if you emphasize that.)
5. While the paint is still wet, fold the other half of the paper over onto the painted picture and press lightly. When the paper is unfolded again, each child has a matching companion next to him or her.
6. Tell the children that this person is the future husband or wife that the Lord is preparing for them. Someday they will each find the person they will be married to forever.
7. Help children glue the text strips on their pictures.


## Someone for Me Painting




Step 1: Body




Step 2: Head



Step 3: Arms & Legs



Make sure one arm touches the fold line.



Step 4: Fold, press, unfold.

# God Made People Male and Female

## Poem with Gestures

This poem is a simple version of Genesis 1:27-28: “God created man in His own image; in the image of God He created him; male and female He created them. Then God blessed them...”

Have the group stand in a circle all looking at you with some space around each child to allow for arm gestures. Say the simple poem with the children using hand gestures each time the following five key words or phrases are said.

- **God** – raise arms above head up toward heaven
- **People** – spread arms out on either side to indicate the people around you
- **Image** – starting with arms raised and elbows bent move the arms down the body (Explain what the word image means to the children—it means that the Lord made us so that we look like Him.)
- **Male and Female** – hold out first one hand and then the other
- **Blessed** – bring hands together in a prayer gesture and bow your head

Say the following sentences slowly, prompting the children to imitate your gestures as you go. Say each phrase once, and then have the children repeat them with you. The poem can be repeated until the children can follow them or as long as they are interested.

**God** made **people** in His own **image**.

**God** made **people** in His own **image**.

**God** made **people male** and **female**.

**God** made **people male** and **female**.

And He **blessed** them.

And He **blessed** them.

**God** made **people** in His own **image**.

**God** made **people male** and **female**.

And He **blessed** them.

**The Lord Made Someone for Me to Marry.**

**The Lord Made Someone for Me to Marry.**

**The Lord Made Someone for Me to Marry.**

**The Lord Made Someone for Me to Marry.**

**The Lord Made Someone for Me to Marry.**

**The Lord Made Someone for Me to Marry.**

