



Joseph's Dreams

Genesis 37:3-11

Level B

Ages 7-10

Life Focus: Dreaming about becoming a good or useful person can help us become one.

Memory Verse: Now Joseph dreamed a dream and he told it to his brothers. Genesis 37:5

Story Summary: Joseph was Jacob's favorite son. Jacob showed his love by giving Joseph a special colorful coat. Joseph had two dreams as a teenager. First he dreamed that he was binding sheaves of grain with his family, and that his brothers' sheaves bowed down to his sheaf. Later he dreamed that the sun and moon and eleven stars bowed down to him. He shared his dreams with his family. His brothers were jealous and hated him, but his father remembered his dreams.

Lesson 1

Materials you need

		Supplied with Lesson	Additional Materials
1. Getting Started (2-3 min)	Welcome Warm-up Activity	Welcome Warm-up Activity directions p. 6	
2. Focus on the Word Use all activities (5-7 min)	Read the Word Talk About It story discussion	Talk About It discussion guide p. 6 Teaching Pictures pp. 9-11	Bible or copy of Genesis 37:3-11 <i>optional:</i> a 'coat of many colors'
3. Learn by Doing Choose 1-2 activities (15-20 min)	Activity receive talents and give them to others	Give Your Talents Away! directions p. 7 <i>Needs Cards</i> p. 12 <i>Talent Cards</i> pp. 13-14	1 small bag for each child <i>optional:</i> wrapped chocolate or candy to tape to the back of each talent card
	Make re-create Joseph's dreams by making a diorama	Sun, Moon and Stars Bow Down directions pp. 7-8 <i>Sun, Moon and Stars</i> pp. 15-16	scissors, envelopes or small bags <i>optional:</i> gold and silver glitter, glue, glitter tray or newspaper
	Picture to Color	Joseph and His Coat p. 17	crayons, markers or colored pencils
4. Wrap It Up (2-3 min)	Memory Verse introduce <i>Memory Verse</i> for the week	Memory Verse <i>Parent Note</i> p. 18	

1. Getting Started

Welcome Warm-up Activity

Name Game

Stand or seat children in a circle. Ask each child to say his or her name and a word that starts with the same *sound*, e.g. Cute Katie, Green Greg, Lovely Lily. Once each student has taken a turn, repeat the activity with a new twist! Each child will say his or her name and additional word, and will also say the names and words others have shared.

2. Focus on the Word

Read

Genesis 37:3-11

Show the **teaching pictures** on pp. 9-11 as you discuss the story.

Talk About It

Optional materials: A “coat of many colors” for children to try on.

Joseph had eleven brothers. Can you name any? Reuben, Simeon, Levi, Judah, Dan, Naphtali, Gad, Asher, Issachar, Zebulun, and Benjamin.

Jacob, their father, loved Joseph and made him a coat of many colors. How did Joseph’s brothers show their jealousy? They could not speak to him nicely, put him in a pit, etc.

Have you ever felt jealous? What does jealousy feel like?

When he was seventeen, Joseph dreamed that he and his brothers were binding sheaves of grain. What did his brothers’ sheaves do in the dream? Bowed down to Joseph’s sheaf.

What did Joseph see in his second dream? The sun and moon and eleven stars bowing down to him.

Who were the sun, moon and stars? Joseph’s father, mother and brothers.

Compare the way Joseph’s brothers reacted to his dreams with the way his father reacted. His brothers envied him; his father challenged him and remembered the dreams.

There are many kinds of dreams. People dream about things they want to do, or about becoming a better person. People also dream about being a hero—rescuing someone—having friends, or going to heaven. Dreams are important. They help us set goals that can change our lives.

What dreams do you have? Give each child the opportunity to share a dream for his or her life. *Optional:* Invite children to put on the “coat of many colors” as they share their dreams.

At times we may feel our dreams will never come true, e.g. “I’ll never get to heaven.” These thoughts are like Joseph’s brothers who do not believe his dreams.

The most important dreams we can have are dreams about becoming a person who is truly helpful to others. The Lord has this dream for each of us! The Lord protects this dream just as He protected Joseph. And in the end, Joseph’s dreams all came true!

3. Learn by Doing

Choose one or two activities



Give Your Talents Away!

Each student will receive a bag containing 5 cards showing a *Talent*, and 1 card showing a *Need*. Students give their talents away to others who “need” their gifts. At the same time as students are giving their talents away, they will receive the talents of others.



1. The Lord loves everyone and gives each of us special gifts—our talents. He wants us to use our talents wisely to help others. At times we may feel jealous of other people’s talents—just as Joseph’s brothers felt jealous of their father’s love for him. Today we are going to experience what it feels like to have talents and to use our talents to help someone who is in need.
2. First I’m going to give each of you a *Needs* card that says something that a person like you could need. (Show sample *Needs* card.) When others see this card they will know what you need. Give each child one *Needs* card. Cards may be held or taped visibly to clothing to make hands free.
3. Now I’m going to give each of you a *Talents* bag which contains a variety of gifts from the Lord. (Show a sample.) Your job is to give the talents you receive to others that need them. Give each child a *Talents* bags.
4. Move around the room to find out what each person’s *Needs* card says. Search your *Talents* bag for a talent that could help that person. For example if a *Needs* card says “lonely” the *Talents* card “makes friends” would be helpful! Give your *Talents* card to the person that needs it. Some *Talents* cards can help more than one person. You will need to choose who to give it to.
5. You may only accept 5 *Talents* cards from others. Once a person has received 5 cards from others they should sit down. Keep looking for people who do not have 5 *Talents* cards and see if you have a *Talent* that could help them.
6. Affirm the children as they give their talents away. Encourage “thank-yous” as children receive gifts from others.
7. Once everyone has exchanged, sit down. *Optional*: eat candy!
8. How did it feel to give your *Talents* away?
11. The Lord gives everyone talents and He wants us to share our talents as often as we can. Our different talents allow us to help each other. Imagine if we never needed help, or could never help others!
12. This week, think about the talents the Lord has given you and see how many opportunities you can find to share them! Notice times when others share their talents with you!

Materials for each child

Needs and *Talents* pp. 12-14;
1 *Needs* card, 5 *Talents* cards in a small bag

Prepare in Advance

Cut cards apart. Put 5 *Talents* cards and 1 *Needs* card in each bag.

optional: tape 1 *Needs* card to the front of each child, enabling him or her to have free hands

optional: tape a wrapped chocolate or candy to the back of each talent card

Activity Hint!

Before class, reflect on each child and think of one gift that the Lord has given each person e.g. a great smile, friendly attitude, good at sharing, helpful to others, etc.

Affirm each child’s gifts as you do this activity.



The Sun, Moon and Stars Bow Down

Create a diorama showing Joseph’s dream of the sun, moon and eleven stars bowing down to him. The sun stood for his father, the moon for his mother, and the stars for his brothers.



Directions on next page.

www.newchurch.org/youth-journey-programs

The Sun, Moon and Stars Bow Down *continued*

1. The New Church teaches that the sun (giving warmth and light) represents love. The moon (reflecting the sun's light) represents faith in the Lord and His Word. Stars represent knowledges of ideas that are good and true.
2. You might wonder why these things were bowing to Joseph, just as Joseph's father, Jacob, wondered why Joseph's family would bow to him. It is because Joseph represents the Lord. Our love, faith and knowledge are like the sun, moon, and stars, and they should bow down to the Lord because He is more important than anything else.
3. You will be making a diorama of the sun, moon, and stars bowing to Joseph.
4. Hand out *The Sun, Moon and Stars* pages. Children will along the solid vertical lines on the second page to create a long strip of paper. Help them fold the strip along the dotted lines in accordion fashion with the printed star on top.
5. Cut around the edges of the printed star, being careful not to cut the folds. Open the folds to see a string of eight stars. *Optional:* If there is time, draw a face on each star.
6. Cut out Joseph, the sun, the moon, and the three large stars.
7. *Optional:* decorate the sun, moon and stars with gold or silver glitter.
8. Fold Joseph in half along the dotted line, with the printed side showing.
9. Make 2 folds in the sun and moon along the dotted lines. Fold one line one direction and one the other way, to make the figures stand.
10. Fold the three large stars along the dotted line across the middle with the printed side facing out. The other two folds should be made so the blank side shows on top. These stars will now "kneel".
11. Arrange figures so that the sun, moon and stars face Joseph and bow to him.
13. Give each child an envelope or bag to take the project home.

Materials for each child

Sun, Moon and Stars pp. 15-16, an envelope or bag to take figures home, scissors, pen or marker

optional: gold and silver glitter to decorate sun, moon and stars, glue, glitter trays or newspaper

Prepare in advance

Make sample figures to use as a demonstration model.

Choice

Picture to Color: Joseph and His Coat

Hand out copies of the picture and invite the children to color it.

Materials for each child

picture p. 17, crayons, markers, or colored pencils

4. Wrap It Up

Memory Verse

Read the *Memory Verse* aloud. Invite the children to repeat it after you and then try to say it on their own.

Now Joseph dreamed a dream and he told it to his brothers.
Genesis 37:5

Closing

The Lord's dream for each of us is that we become a useful person in His heavenly kingdom. Have you ever dreamed about becoming an angel? When we share the Lord's dream for us, and do what He asks us to in His Word, He can help make the dream of becoming an angel come true!

Give a *Parent Note* (p. 18) to each child as he or she leaves.







lonely

hungry

sad

lost

injured

can't read

something broken

ill/sick

scared

shy

upset

big mess

asks for help

shows concern

gentle

fun-loving

artistic

skillful

confident

warm

ambitious

generous

loving

kindhearted

helpful

solves problems

creative

enthusiastic

understanding

considerate

peaceful

compassionate

reliable

Talents Cards

big smile

helper

friendly

clever

funny

thoughtful

sings

reads

draws pictures

makes things

strong

runs fast

listens

shares

cooks

kind

thoughtful

cleans

energetic



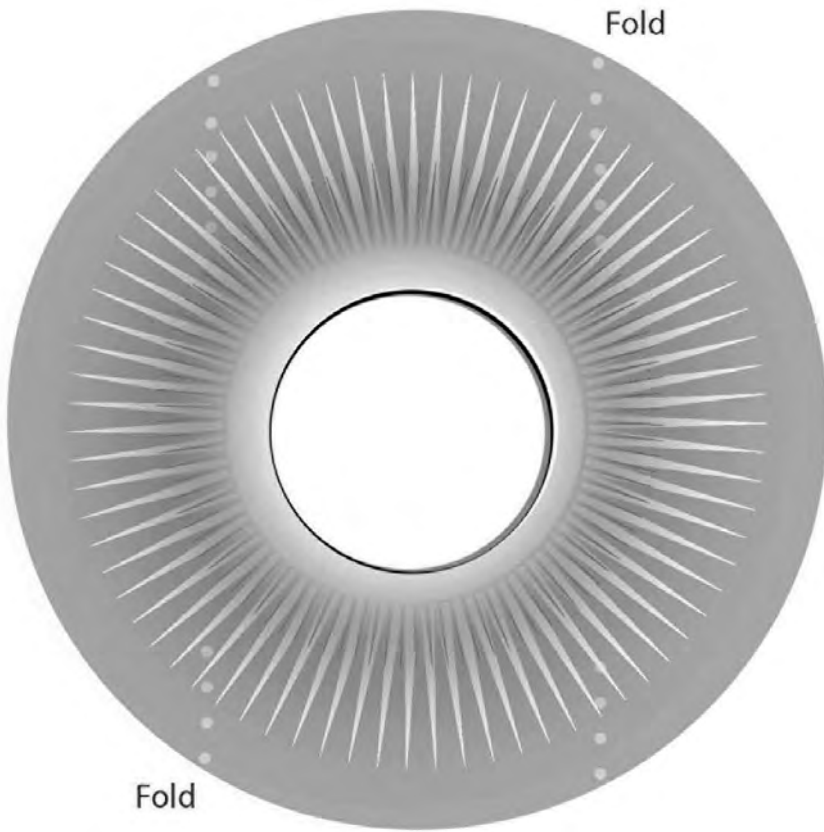
patient

brave



positive

sympathetic

courageous



Sun, Moon and Stars 1



Sun, Moon and Stars 2





Parent Notes

Make a copy for each child. Hand out as children leave.

<p style="text-align: center;">PARENT NOTE</p> <p>Dear Parents,</p> <p>Today’s lesson focused on the story of Joseph in Genesis 37:3-11. Please ask your child about Joseph’s two dreams and their meaning! We encourage you to help your child keep the Lord’s Word in his or her heart by learning this week’s Memory Verse. Try saying it once or twice in the morning, at mealtime or before bed!</p> <p style="text-align: center;">Memory Verse</p> <p>Now Joseph dreamed a dream and he told it to his brothers. Genesis 37:5.</p>	<p style="text-align: center;">PARENT NOTE</p> <p>Dear Parents,</p> <p>Today’s lesson focused on the story of Joseph in Genesis 37:3-11. Please ask your child about Joseph’s two dreams and their meaning! We encourage you to help your child keep the Lord’s Word in his or her heart by learning this week’s Memory Verse. Try saying it once or twice in the morning, at mealtime or before bed!</p> <p style="text-align: center;">Memory Verse</p> <p>Now Joseph dreamed a dream and he told it to his brothers. Genesis 37:5.</p>
<p style="text-align: center;">PARENT NOTE</p> <p>Dear Parents,</p> <p>Today’s lesson focused on the story of Joseph in Genesis 37:3-11. Please ask your child about Joseph’s two dreams and their meaning! We encourage you to help your child keep the Lord’s Word in his or her heart by learning this week’s Memory Verse. Try saying it once or twice in the morning, at mealtime or before bed!</p> <p style="text-align: center;">Memory Verse</p> <p>Now Joseph dreamed a dream and he told it to his brothers. Genesis 37:5.</p>	<p style="text-align: center;">PARENT NOTE</p> <p>Dear Parents,</p> <p>Today’s lesson focused on the story of Joseph in Genesis 37:3-11. Please ask your child about Joseph’s two dreams and their meaning! We encourage you to help your child keep the Lord’s Word in his or her heart by learning this week’s Memory Verse. Try saying it once or twice in the morning, at mealtime or before bed!</p> <p style="text-align: center;">Memory Verse</p> <p>Now Joseph dreamed a dream and he told it to his brothers. Genesis 37:5.</p>