



# Joseph Rules Egypt

## Level A

Genesis 41:1-8, 14-15, 25-30, 33-35, 38-42, 46-49, 56-57

Ages 3-6

**Life Focus:** God has a plan for my life.

**Memory Verse:** Pharaoh said to Joseph, “There is no one as wise as you. You shall be over my house.” Genesis 41:39, 40

**Story Summary:** Pharaoh had two dreams. First, he saw seven healthy fat cows grazing. Then seven skinny cows came and ate up the fat cows. Next he saw seven plump heads of grain on a stalk. Seven blighted thin heads sprang up and devoured the seven full heads. Nobody could tell Pharaoh what the dreams meant. The butler then remembered Joseph, and he was brought out of prison to interpret the dreams. The dreams meant that there would be seven years of good harvest followed by seven years of famine. Joseph advised Pharaoh to appoint a ruler to store food for the famine, and Pharaoh chose Joseph for this role. When the famine began, people came to Egypt to buy grain from Joseph.

### Lesson 3

#### Materials Needed

		Supplied with Lesson	Additional Materials
<b>1. Getting Started</b> (1-2 min)	<b>Welcome Warm-up Activity</b>	<b>Welcome Warm-up Activity</b> directions p. 26	small plastic or stuffed cows or other animals to hide around the room
<b>2. Focus on the Word</b> use all activities (5-7 min)	<b>Read the Word</b>  <b>Talk About It</b> story discussion	<b>Talk About It</b> discussion guide p. 26  <b>Teaching Pictures</b> pp. 29-31	Bible or copy of Genesis 41
<b>3. Learn by Doing</b> choose 1 or 2 activities (15-20 min)	<b>Make</b> create a necklace like the one Joseph might have worn as a ruler in Egypt	<b>A Royal Necklace for Joseph</b> directions p. 27 <i>Joseph's Necklace</i> p. 32  <b>3-Dimensional Alternative</b> <i>Cut-Out Designs</i> p. 33	crayons or markers, hole punch, 2 pieces of yarn or string 12" (30 cm) long <i>optional:</i> stickers, “jewel” stickers, glue and glitter  <b>3-Dimensional Alternative</b> disposable plate for each child, tape, decorations
	<b>Make &amp; Act</b> create paper pockets picturing thin cows and heads of grain that can “eat up” fat ones	<b>Pharaoh's Dreams Pockets</b> directions pp. 27-28 <i>Healthy Cows</i> p. 34 <i>Thin Cows Pocket</i> p. 35 <i>Healthy Grain</i> p. 36 <i>Sickly Grain Pocket</i> p. 37	crayons or markers, scissors and stapler for the teacher  <i>optional:</i> print the cow and grain pictures on stiff paper so it's easy to get them in and out of the pockets; cotton balls, glue
	<b>Picture to Color</b>	<b>Pharaoh's Dreams</b> p. 38 or <b>Joseph Rules Egypt</b> p. 39	crayons, markers or colored pencils
<b>4. Wrap It Up</b> (2-3 min)	<b>Memory Verse</b> introduce <i>Memory Verse</i> for the week	<b>Memory Verse</b> <i>Parent Note</i> p. 40	

# 1. Getting Started

## Welcome Warm-up Activity

### Hide and Seek

*Materials needed:* small plastic or stuffed cows or animals

Before class, hide enough small plastic or stuffed cows or other animals around the rooms taht each child can find at least one. Say, “I think there are some animals hiding in this room! Can you help me find them?” As each child finds an animal, he or she brings it to the teacher and sits down. Once everyone has an animal, put the animals together and count them. Tell the children that today we will be talking about a dream in which Pharaoh, the king of Egypt, saw seven fat cows come out of the river. Let’s see what seven looks like. Separate animals into groups of seven. Listen carefully to find out happened to the cows in our story!

# 2. Focus on the Word

**Read** Genesis 41:1-7, 14-15, 25-30, 33-35, 38-42, 46-49, 56-57

Show the **teaching pictures** on pp. 29-31 as you discuss the story.

### Talk About It

**Joseph was in prison in Egypt, far from his home. Let’s say “Egypt” together. The Lord told Joseph the meaning of the butler and the baker’s dreams. Joseph asked the butler to tell Pharaoh what had happened. But the butler forgot and so Joseph stayed in prison for two more years.**

**Do you ever have dreams while you are sleeping? Would you like to share something about a dream you have had?**

**Many of the things we dream can not happen—they are impossible! Pharaoh saw some things that could not really happen in his dream too. He saw seven fat healthy cows come out of a river and eat grass. Then seven very thin cows came out of the river. What did the thin cows do? They ate up the fat ones!**

**What happened in Pharaoh’s next dream?** Seven thin heads of grain ate up seven fat heads of grain.

**Pharaoh knew that his dreams were a message from the Lord. So he asked his wise men what they meant—but none of them could explain. What did the butler remember?** Joseph had explained dreams and what he said had come true!

**So they brought Joseph out of prison. Who did Joseph say would tell Pharaoh what the dreams meant?** The Lord! He knows *everything*—even what will happen in the future, which no person could ever know.

**What did the dreams mean?** There would be seven years of with lots of food and seven years of famine, when no food would grow.

**Joseph told Pharaoh to store up food during the years of plenty so they could use it when there was a famine. Who did Pharaoh put in charge of this?** Joseph. He was second only to Pharaoh. He gathered in food when there was plenty so that when the famine came people could eat.

**The Lord showed Joseph what he should do. The Lord shows us what we can do too! He has a plan for your life, just as He did for the people in Egypt. Where can we find the Lord’s plan for our lives?** In His Word. When we read the Word we can be storing up lots of true ideas. The Lord’s Word shows us what the Lord wants us to do. When we do what the Word teaches, we are following the Lord’s plan to become angels in heaven.



# 3. Learn by Doing

Choose one or two activities

Choice

## A Royal Necklace for Joseph


Ancient Egyptians wore jewelry that was decorated with symbols of important heavenly qualities e.g. feather (truth or justice), lotus flower (creation or rebirth), eagle (noon sun). When Joseph became a ruler Pharaoh gave him a signet ring and a gold chain. Children will create necklaces like the one Joseph might have worn when he ruled Egypt.

1. When Joseph was made ruler over Egypt Pharaoh gave him a beautiful necklace so that people who saw him would know he was important and bow to him. You will make a necklace like Joseph's that you can wear!
2. Give each child a prepared necklace (see *Do in Advance*).
3. Hand out crayons or markers to decorate the necklace.
4. *Optional*: provide stickers, three-dimensional "jewel" stickers, or glue and glitter to make the necklace extra special!
5. *Optional*: tie each child's necklace loosely around his or her neck. Bow down as each child completes a necklace so he or she experiences what Joseph experienced.



## Three-Dimensional Necklace Alternative

Cut a semicircle out of a disposable plate to fit a child's neck. Depending on how you cut the plate it may fit around the neck any without the need to punch holes and attach yarn. Cut out designs on p. 33 for the children to color and tape to the plate. Decorate with stickers, "jewel" stickers, colored paper shapes, markers, etc.



Choice

## Pharaoh's Dreams Pockets

Pharaoh dreamed that seven big healthy cows were devoured by seven thin and sickly cows. Then he dreamed that seven healthy ears of grain grew on a stalk. They were followed by seven withered and blighted ears that ate them up. Students will create pockets showing pictures of the sickly animals and grain that "eat up" the good cows and grain. Act out the story by having the sickly cows and grain "eat up" the healthy ones by sliding the "healthy" pictures inside the "sickly" pockets.

1. We are going to make seven thin cows that can eat up seven fat ones! Show the children your finished project and demonstrate the way the thin cows can eat up the fat cows, and the seven sickly grain heads can eat the healthy grain.
2. Sit children at a table and hand out project sets and crayons or markers and invite the children decorate the pictures.

### Materials for Each Child

*Joseph's Necklace* p. 32, two pieces of string or yarn approx 12" (30 cm) in length, crayons or markers

*optional*: print necklace p. 32 on stiff paper, flat decorative stickers or three-dimensional "jewel" stickers, glue and glitter

### Do in Advance

Print and cut out *Joseph's Necklace*. Punch a hole at each end of the necklace. Tie a piece of yarn or string approx. 12" (30 cm) long through each hole so that a child can wear the necklace.

### Materials for Each Child

disposable plate, tape, *Cut-Out Designs* p. 33, scissors, markers, colorful paper scraps cut into "jewels", etc. *if needed*: two pieces of string or yarn approx 12" (30 cm) in length

### Materials for Each Child

1 *Healthy Cows* picture (4 per page) p. 34, 1 *Thin Cows Pocket* p. 35, 1 *Healthy Grain* picture (4 per page) p. 36, 1 *Sickly Grain Pocket* p. 37, stapler to share, crayons or markers, *optional*: cotton balls and glue

### Do in Advance

Cut cow and grain pictures apart. Trim pockets. Assemble a sample to show the children. **Staple pocket slightly unevenly so that it lays slightly open**, making it easier to put the cows and grain inside.

### Pharaoh's Dreams Pockets *continued*

3. Circulate as the children are working. Staple the pockets together.
4. *Optional:* put small amounts of glue on the clouds shown on the outside of the finished pockets and invite children to put cotton balls on the glue to show the dream-like nature of Pharaoh's visions.
5. When all the pockets are assembled, gather the children. Practice re-telling Pharaoh's dreams and putting the fat cows and grain into the pockets.



### Picture to Color: Pharaoh's Dreams or Joseph Rules Egypt

Hand out copies of the picture and invite the children to color it.

#### Materials for each child

a copy of outline picture p. 38 or 39, crayons, markers, or colored pencils

## 4. Wrap It Up

### Memory Verse

Pharaoh said to Joseph, "There is no one as wise as you.  
You shall be over my house."  
Genesis 41:39, 40 (selections)

Read the Memory Verse aloud. Repeat it slowly several times. Invite the children to say it with you. Say "Pharaoh said to Joseph." Ask the children to repeat it with you. Say "There is no one as wise as you." Ask the children to repeat it with you. Say "You shall be over my house." Say both sentences and have children repeat them several times with you.

### Closing


The Lord had a plan for Joseph. As Joseph had dreamed, he became a ruler in Egypt and everyone bowed down to him! The Lord has a plan for each of us too. His plan is for us to become angels and live in heaven. When we learn what the Lord teaches in His Word and *do* what He teaches we are following the Lord's plan! When we try each day to obey the Lord He can make us wise like Joseph, so we can live in heaven.

Hand each child his or her projects and a *Parent Note* (p. 40) to take home.





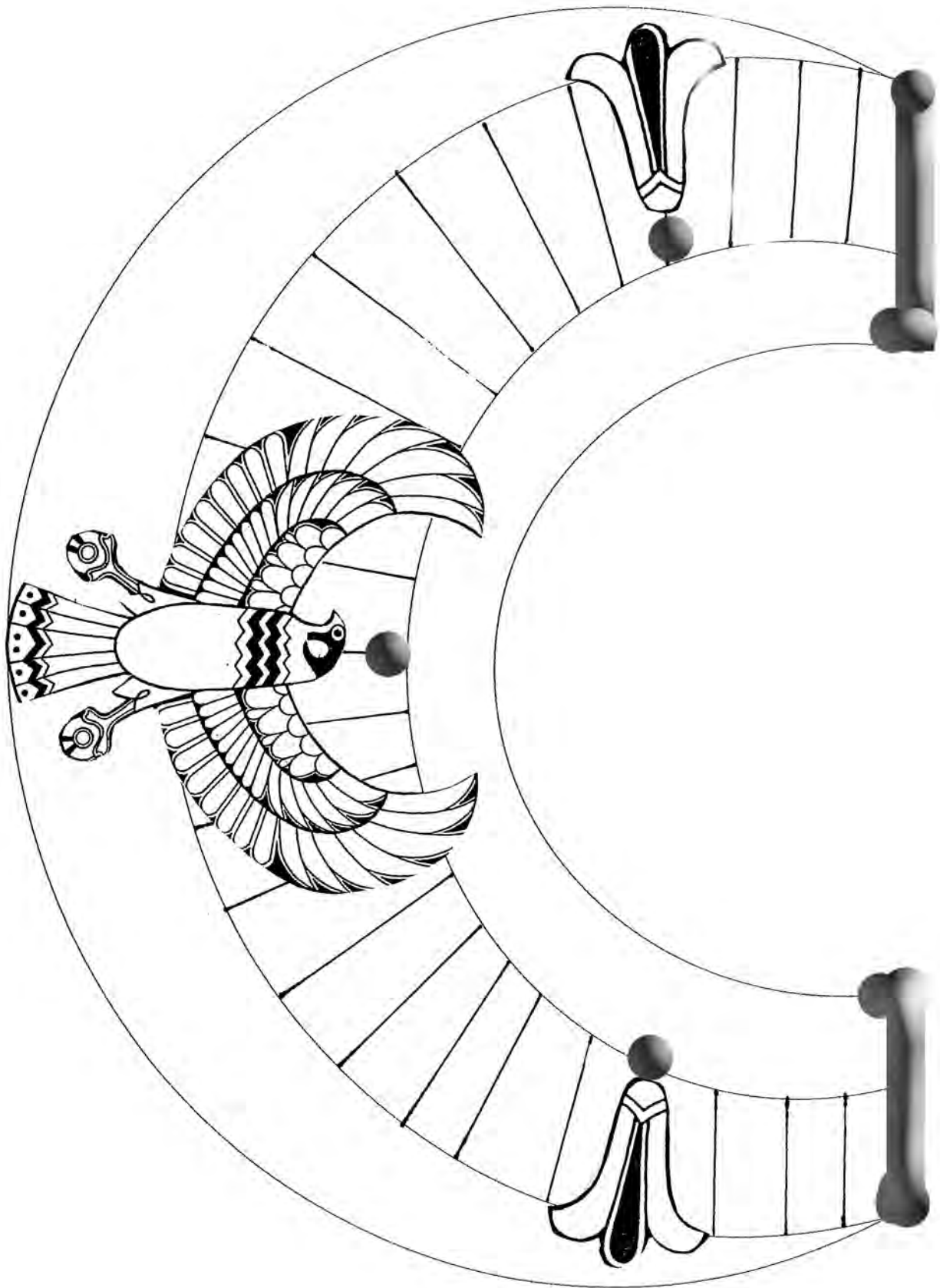










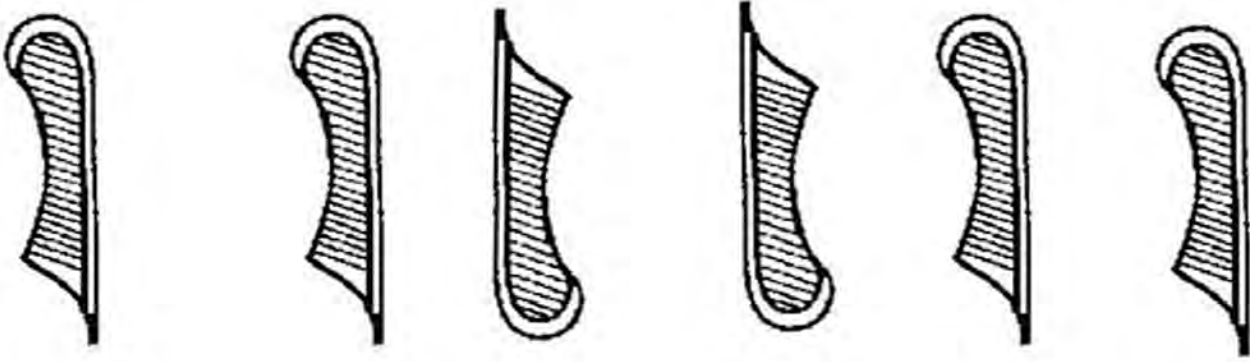


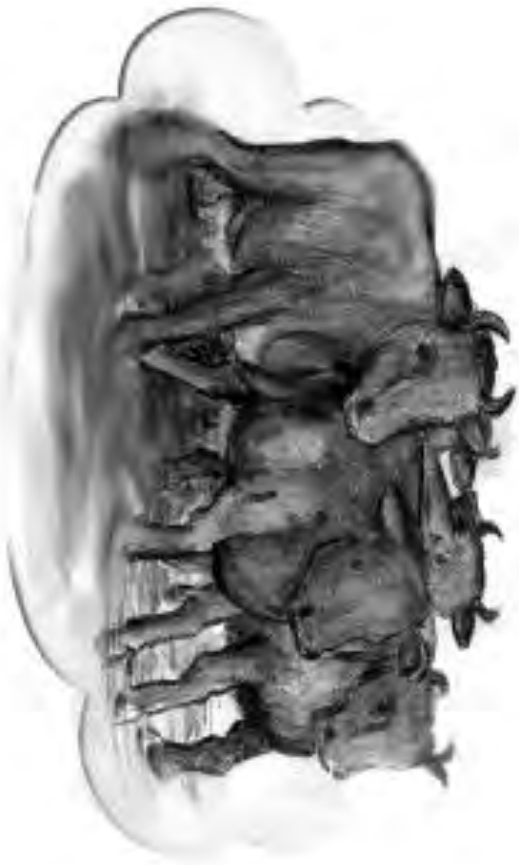
Joseph's Necklace





Cut-Out Designs





















**Parent Notes**

Make a copy for each child. Hand out as children leave.

<p style="text-align: center;"><b>PARENT NOTE</b></p> <p>Dear Parents,</p> <p>Today’s lesson focused on Joseph interpreting Pharaoh’s dreams, becoming a ruler, and storing food for use during a severe famine in Egypt (Genesis 41). We encourage you to help your child keep the Lord’s Word in his or her heart by learning this week’s Memory Verse. Try saying it once or twice in the morning, at mealtime or before bed!</p> <p style="text-align: center;"><b>Memory Verse</b></p> <p>Pharaoh said to Joseph, “There is no one as wise as you. You shall be over my house.” Genesis 41:39, 40 (selections)</p>	<p style="text-align: center;"><b>PARENT NOTE</b></p> <p>Dear Parents,</p> <p>Today’s lesson focused on Joseph interpreting Pharaoh’s dreams, becoming a ruler, and storing food for use during a severe famine in Egypt (Genesis 41). We encourage you to help your child keep the Lord’s Word in his or her heart by learning this week’s Memory Verse. Try saying it once or twice in the morning, at mealtime or before bed!</p> <p style="text-align: center;"><b>Memory Verse</b></p> <p>Pharaoh said to Joseph, “There is no one as wise as you. You shall be over my house.” Genesis 41:39, 40 (selections)</p>
<p style="text-align: center;"><b>PARENT NOTE</b></p> <p>Dear Parents,</p> <p>Today’s lesson focused on Joseph interpreting Pharaoh’s dreams, becoming a ruler, and storing food for use during a severe famine in Egypt (Genesis 41). We encourage you to help your child keep the Lord’s Word in his or her heart by learning this week’s Memory Verse. Try saying it once or twice in the morning, at mealtime or before bed!</p> <p style="text-align: center;"><b>Memory Verse</b></p> <p>Pharaoh said to Joseph, “There is no one as wise as you. You shall be over my house.” Genesis 41:39, 40 (selections)</p>	<p style="text-align: center;"><b>PARENT NOTE</b></p> <p>Dear Parents,</p> <p>Today’s lesson focused on Joseph interpreting Pharaoh’s dreams, becoming a ruler, and storing food for use during a severe famine in Egypt (Genesis 41). We encourage you to help your child keep the Lord’s Word in his or her heart by learning this week’s Memory Verse. Try saying it once or twice in the morning, at mealtime or before bed!</p> <p style="text-align: center;"><b>Memory Verse</b></p> <p>Pharaoh said to Joseph, “There is no one as wise as you. You shall be over my house.” Genesis 41:39, 40 (selections)</p>