



Joseph Rules Egypt

Level B

Genesis 41:1-8, 14-15, 25-30, 33-35, 38-42, 46-49, 56-57

Ages 7-10

Life Focus: God has a plan for my life.

Memory Verse: Pharaoh said to Joseph, “There is no one as discerning and wise as you. You shall be over my house.” Genesis 41:39, 40 (selections)

Story Summary: Pharaoh had two dreams. First, he saw seven healthy fat cows grazing. Then seven skinny cows came and ate up the fat cows. Next he saw seven plump heads of grain on a stalk. Seven blighted thin heads sprang up and devoured the seven full heads. Nobody could tell Pharaoh what the dreams meant. The butler then remembered Joseph, and he was brought out of prison to interpret the dreams. The dreams meant that there would be seven years of good harvest followed by seven years of famine. Joseph told Pharaoh to appoint a ruler to store food for the famine, and Pharaoh chose Joseph for this role. When the famine began, people came to Egypt to buy grain from Joseph.

Lesson 3

Materials needed

	<i>Supplied with Lesson</i>		<i>Additional Materials</i>
1. Getting Started (2-3 min)	Welcome Warm-up Activity	Welcome Warm-up Activity directions p. 34 <i>Joseph Review Cards</i> p. 40	
2. Focus on the Word Use all activities (5-7 min)	Read the Word Talk About It story discussion	Talk About It discussion guide p. 34 Teaching Pictures pp. 37-39	Bible or copy of Genesis 41
3. Learn by Doing Choose 1-2 activities (15-20 min)	Make create a crown to highlight Joseph’s faithful service to the Lord	A Crown of Life for Joseph directions p. 35 <i>Joseph’s Stars</i> p. 41 <i>My Stars</i> p. 42	stiff white paper, scissors, stapler or tape, pens or pencils <i>optional:</i> colored paper, glitter, glue, glitter tray or newspaper
	Group Project a mural of Pharaoh’s dream	Pharaoh’s Dreams Mural directions pp. 35-36 <i>Pharaoh’s Dream Mural</i> pieces pp. 43-51	mural mount supplies—fabric, bulletin board, colored paper or cardboard markers or crayons, scissors, glue
	Picture to Color	Pharaoh’s Dreams p. 52 or Joseph Rules Egypt p. 53	crayons, markers or colored pencils
4. Wrap It Up (2-3 min)	Memory Verse introduce <i>Memory Verse</i> for the week	Memory Verse <i>Parent Note</i> p. 54	

1. Getting Started

Welcome Warm-up Activity

Quick Joseph Review

Use the *Joseph Review Cards* on p. 40 for this activity. Print and cut the sentences apart before class. Sentences are in order on the cards for you to use as an answer sheet.

Hand each child a sentence as they enter. Ask the children to arrange the cards in order to tell the story of Joseph. For a small group, give each child several sentences. For a large group, give a

2. Focus on the Word

sen-
tence to a
pair of chil-
dren. Review
the story as
the children
put the events
in order.

Read

Talk About It

Genesis 41:1-7, 14-15, 25-30, 33-35, 38-42, 46-49, 56-57

Show the **teaching pictures** on pp. 37-39 as you discuss the story.

Do you ever have dreams? Has anything you have dreamed about ever come true?

Today we are learning about two more dreams in the story of Joseph. Pharaoh's dreams were not like our dreams. They were prophetic dreams. They showed something that would happen in the future. The Lord does not try to teach us about the future through dreams. Instead, He wants us to learn from the Word and to try to follow what it teaches each day.

What did Pharaoh see first? Seven fat healthy cows came out of a river to graze. Then seven very thin cows came out of the river and ate up the fat ones!

What did Pharaoh see next? Seven fat and seven thin heads of grain. The thin heads ate up the fat ones.

Pharaoh knew that his dreams were a message from the Lord. So he asked his wise men what they meant—but none of them could explain. What did the butler remember? Joseph had explained dreams and what he said had come true!

So Joseph was brought out of prison, shaved, and given clean clothes. What did Joseph say when Pharaoh asked him to interpret his dreams? That the Lord really explained dreams.

What did Pharaoh's dreams mean? There would be seven years when lots of food would grow and seven years when no food would grow and there would be a famine.

What is it like to be hungry? Have you ever gone for a long time without food?

What did Joseph tell Pharaoh to do? Store up food during the years of plenty so they could use it when there was a famine.

Who did Pharaoh put in charge of this? Joseph. He became a ruler and was second only to Pharaoh in all of Egypt. He gathered in all the extra grain so that when the famine came people would have food.

The Lord showed Joseph what he should do. The Lord shows us what we can do too! He has a plan for your life, just as He did for the people in Egypt. Where can you find the Lord's plan for your life? In His Word. His plan is for us to become angels in heaven.

As we read the Word we can store up true and important ideas just as Joseph stored up grain in Egypt. When we learn and do what the Word teaches, we are following the Lord's plan to become an angel in heaven.

3. Learn by Doing

Choose one or two activities

Choice **A Crown of Life for Joseph**

Joseph did what was good and right. As Potiphar’s servant Joseph was successful and was made an overseer of his household affairs. Potiphar’s wife made up a lie about Joseph and Potiphar sent him to prison. In spite of this, the Lord was with

Joseph and showed him mercy—giving him favor in the eyes of the prison keeper. The prison keeper put him in charge of the other prisoners and, again, whatever Joseph did prospered. When Pharaoh brought Joseph out of prison, he faithfully explained the meaning of Pharaoh’s dream and became a ruler second only to Pharaoh.



The book of Revelation says “Be faithful until death, and I will give you a crown of life” (Revelation 2:10). We will be make a crown that shows the many ways in which the Lord blessed Joseph for being a faithful servant.

1. Give each child 1 *Joseph’s Stars* page (p. 41) and 1 *My Stars* page (p. 42).
2. Cut out the star shapes. *Optional:* if you printed the stars on colored paper, exchange stars with the same words to create colorful crowns.
3. On the blank *My Stars*, write additional things Joseph did, or blessings a person can receive by turning to the Lord and following His way, e.g. happiness, heaven, humility.
4. Staple or tape the stars into a circle to represent the “Crown of Life” Joseph gained by following the Lord. Wear the crown.

Materials for each child

Joseph Stars and *My Stars* pp. 41-42 printed on heavy white or colored paper, scissors, tape or stapler, pens or pencils


optional: glue and glitter

Activity Hint!

To create colorful crowns, copy stars on to a variety of colors of stiff paper. Students can exchange stars of different colors to create crowns that are like Joseph’s colorful coat.

Choice **Pharaoh’s Dreams Mural**

Pharaoh’s dreams warned about a famine that could have devastating consequences for Egypt. The dreams also hold a message for us. We can store up the Word’s treasures in our minds and hearts in order to stay spiritually healthy during life’s hard times. Help students take this dream to heart by creating a mural depicting the dream and discussing its meaning in their lives.



Directions continued on next page.

Materials

colored paper, fabric or a bulletin board to create a background for the mural, scissors, glue, markers or crayons, *Pharaoh’s Dreams Mural* pieces (pp. 43-51) for the class to share

optional: tissue paper to lay over the pictures to create a dream-like appearance, background papers or fabrics

Pharaoh's Dreams Mural *continued*

1. We will create a mural of Pharaoh's dreams. Each person will decorate and cut out part of the dream. We will arrange the pieces together as a mural that tells the story.
2. Distribute the pictures. Invite each child to choose one or more pictures to color and cut out.
3. Help the children lay out and assemble the mural to tell the story of the Dreams.



Pharaoh's Dreams or Joseph Rules Egypt

Hand out copies of the picture and invite the children to color it.

Customize Your Mural

Make multiple copies of the cows and grain. Create distance in the scene by enlarging or reducing various elements, such as people, trees, wise men, pillars, Egyptian frieze, etc. Create interest by adding 3-D materials such as textured flooring, see-through fabrics, etc. Add background elements, such as pyramids.

Materials

picture p. 52 or p. 53 for each child, crayons, markers, or colored pencils

4. Wrap It Up

Memory Verse

Pharaoh said to Joseph, "There is no one as discerning and wise as you.
You shall be over my house."
Genesis 41:39, 40 (selections)


Check to see if the children know that 'discerning' means showing good judgment and understanding. Read the *Memory Verse* aloud. Repeat it slowly several times. Invite the children to say it with you. Say "Pharaoh said to Joseph." Ask the children to repeat it with you. Say "There is no one as discerning and wise as you." Ask the children to repeat it with you. Say "You shall be over my house." Say both sentences and have children repeat them several times.

Closing

The Lord had a plan for Joseph. As Joseph had dreamed so long before, he became a ruler in Egypt, and everyone bowed down to him. The Lord has a plan for each of us too. His plan is for us to become angels and live in heaven. When we read the Word and try to obey as best we can, we are following the Lord's plan. If we do this we will become wise like Joseph and live in heaven.

Hand each child his or her projects and a *Parent Note* (p. 54) to take home.







Joseph Review Cards

Joseph's father gives him a special coat.	Joseph dreams his brothers' sheaves bow down to his sheaf.
Joseph dreams the sun, moon and stars bow down to him.	Joseph's brothers put him in a pit.
Joseph is sold as a slave.	Joseph works for Potiphar and is put in charge of his house.
Joseph is falsely accused and put in prison.	Joseph is put in charge of all the prisoners.
The butler and baker have dreams.	The Lord tells Joseph the meaning of the butler and baker's dreams.
The butler works for Pharaoh.	The baker dies.

Joseph's Stars

**Joseph
prospered**

**The Lord
was with
Joseph**


**Joseph
found
favor**


**Joseph
became
overseer**

**The Lord
blessed
Joseph**

**The Lord
showed
mercy**

My Stars






Joseph

Pharaoh's Dreams Mural

Pharaoh's Dreams Mural




Pharaoh



Frieze
Piece

Healthy Cows




Pharaoh's Dreams Mural



Sickly Cows

**Pharaoh's
Dreams Mural**




**Sickly
Grain**




**Healthy
Grain**





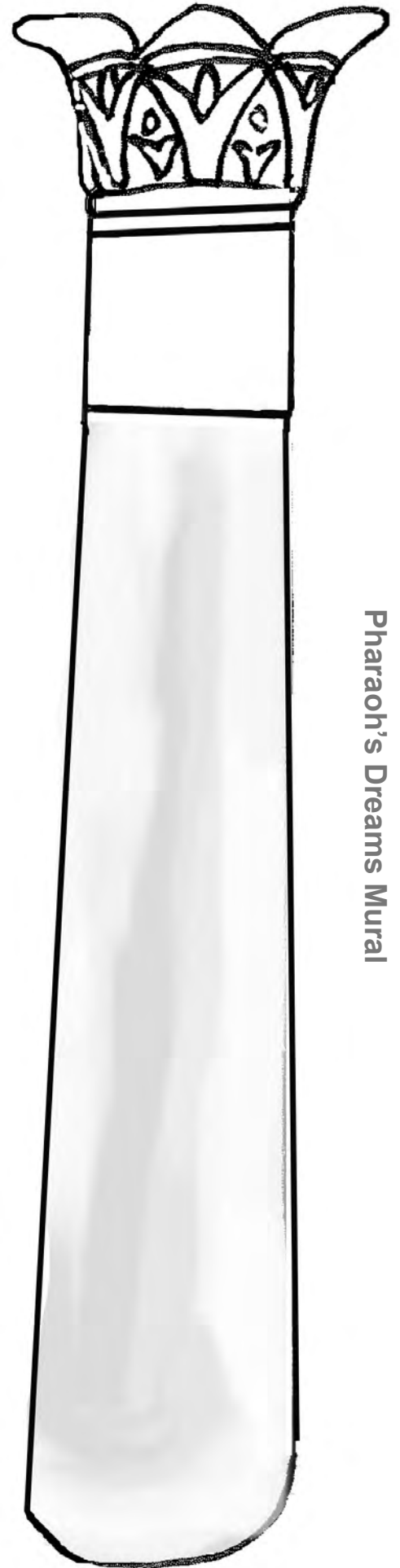

Pharaoh's wise men

Pharaoh's Dreams Mural



Pillars


Frieze Piece



Pharaoh's Dreams Mural



Palm
Tree






Frieze
Piece

Pharaoh's Dreams Mural

Pharaoh's Dreams Mural

Frieze Pieces







Parent Notes

Make a copy for each child. Hand out as children leave.

<p style="text-align: center;">PARENT NOTE</p> <p>Dear Parents,</p> <p>Today's lesson focused on Joseph interpreting Pharaoh's dreams, becoming a ruler, and storing food for use during a severe famine in Egypt (Genesis 41). We encourage you to help your child keep the Lord's Word in his or her heart by learning this week's Memory Verse. Try saying it once or twice in the morning, at mealtime or before bed!</p> <p style="text-align: center;">Memory Verse</p> <p>Pharaoh said to Joseph, "There is no one as discerning and wise as you. You shall be over my house." Genesis 41:39, 40 (selections)</p>	<p style="text-align: center;">PARENT NOTE</p> <p>Dear Parents,</p> <p>Today's lesson focused on Joseph interpreting Pharaoh's dreams, becoming a ruler, and storing food for use during a severe famine in Egypt (Genesis 41). We encourage you to help your child keep the Lord's Word in his or her heart by learning this week's Memory Verse. Try saying it once or twice in the morning, at mealtime or before bed!</p> <p style="text-align: center;">Memory Verse</p> <p>Pharaoh said to Joseph, "There is no one as discerning and wise as you. You shall be over my house." Genesis 41:39, 40 (selections)</p>
<p style="text-align: center;">PARENT NOTE</p> <p>Dear Parents,</p> <p>Today's lesson focused on Joseph interpreting Pharaoh's dreams, becoming a ruler, and storing food for use during a severe famine in Egypt (Genesis 41). We encourage you to help your child keep the Lord's Word in his or her heart by learning this week's Memory Verse. Try saying it once or twice in the morning, at mealtime or before bed!</p> <p style="text-align: center;">Memory Verse</p> <p>Pharaoh said to Joseph, "There is no one as discerning and wise as you. You shall be over my house." Genesis 41:39, 40 (selections)</p>	<p style="text-align: center;">PARENT NOTE</p> <p>Dear Parents,</p> <p>Today's lesson focused on Joseph interpreting Pharaoh's dreams, becoming a ruler, and storing food for use during a severe famine in Egypt (Genesis 41). We encourage you to help your child keep the Lord's Word in his or her heart by learning this week's Memory Verse. Try saying it once or twice in the morning, at mealtime or before bed!</p> <p style="text-align: center;">Memory Verse</p> <p>Pharaoh said to Joseph, "There is no one as discerning and wise as you. You shall be over my house." Genesis 41:39, 40 (selections)</p>