



# Joseph's Brothers Bow

Genesis 42:3-4, 7-9, 13-21, 24-27, 35

## Level B

Ages 7-10

**Life Focus:** The Lord helps me.

**Memory Verse:** Joseph's brothers came and bowed down before him with their faces to the earth. Genesis 42:6

**Story Summary:** Jacob sent his sons to buy food in Egypt, but kept Benjamin home. In Egypt the brothers bowed down to Joseph, not knowing him. He recognized them but treated them as strangers and accused them of spying. Testing their story he imprisoned them and then after three days he offered to keep one brother while the others took food to the family in exchange for promising to bring Benjamin. The brothers believed this was a punishment for how they had treated Joseph. Joseph commanded that their sacks be filled with grain and that each man's money be put back in his sack. The brothers were dismayed when they found the money and told Jacob what had happened. Jacob would not let Benjamin to go. He thought he would die of grief if Benjamin was harmed.

## Lesson 4

*Materials Needed*

		<i>Supplied with Lesson</i>	<i>Additional Materials</i>
<b>1. Getting Started</b> (2-3 min)	<b>Welcome Warm-up Activity</b>	<b>Welcome Warm-up Activity</b> directions p. 56	
<b>2. Focus on the Word</b> use all activities (5-7 min)	<b>Read the Word</b>  <b>Talk About It</b> story discussion	<b>Talk About It</b> discussion guide p. 56  <b>Teaching Picture</b> p. 59	Bible or copy of Genesis 42
<b>3. Learn by Doing</b> choose 1 or 2 activities (15-20 min)	<b>Act It Out</b> recreate the brothers' experience of traveling to Egypt to buy grain	<b>Joseph's Brothers Go to Egypt</b> directions p. 57 <i>Joseph's Brothers Go to Egypt Script</i> pp. 60-61	acting space, chairs or blocks to create a prison <i>optional:</i> costumes (large T-shirts), props, rope to tie Simeon up, bag for each brother, "grain" (scarves, etc.), "money" (aluminum foil or spray-painted rocks)
	<b>Make</b> create a one-page folded book of the Lord's prayer	<b>The Lord's Prayer Book</b> directions pp. 57-58 <i>The Lord's Prayer Book</i> p. 62 <i>Prayer Book Stages</i> p. 63  folding demonstration video online at <a href="http://www.bitly.com/JosephPrayerBook">www.bitly.com/JosephPrayerBook</a>	crayons or markers, scissors  computer or other viewing device - watch online or download; see p. 4 for downloading directions
	<b>Picture to Color</b>	<b>Joseph's Brothers Go to Egypt</b> p. 64	crayons, markers or colored pencils
<b>4. Wrap It Up</b> (2-3 min)	<b>Memory Verse</b> introduce <i>Memory Verse</i> for the week	<b>Memory Verse</b> <i>Memory Verse Words</i> p. 65 <i>Parent Note</i> p. 66	<i>optional:</i> tape or sticky notes and a pen

# 1. Getting Started

## Welcome Warm-up Activity

True or False?

Start your class by making the following statements. Ask if each statement is true or false.

1. Even though Joseph and his brothers lived far apart they kept in touch with each other. *False*
2. If you buy something you give money to the store, and they put what you bought in a bag. They do not also put the money you paid into the bag. *True*
3. If you do something wrong and nobody sees you do it there are no consequences. *False*

# 2. Focus on the Word

**Read** Genesis 42:1-4, 7-9, 13-21, 24-27, 35

Show the **teaching picture** on p. 59 as you discuss the story.

**Talk  
About It**

**Joseph had become an important ruler in Egypt. He had stored up lots of grain during the seven years of plentiful harvest, but then the famine began.**

**Joseph's family lived in Canaan and started to run out of food. Where did Jacob send his sons to buy food?** Egypt.

**How do you feel about seeing someone you haven't seen for a long time?**

**Did Joseph's brothers recognize him?** No, he must have looked quite different in Egyptian clothes. Also, although he could understand them, he only talked to them through an interpreter.

**Did Joseph recognize them?** Yes!

**How did Joseph treat his brothers?** He spoke roughly and accused them of being spies. He put them in prison, telling them they had to bring Benjamin to Egypt to prove they were not spies.

**What did Joseph's brothers begin to remember?** How they had treated Joseph long ago.

**What did Joseph do with the money his brothers had brought to buy food?** He ordered it to be hidden in their sacks.

**How did the brothers feel when they found the money?** Afraid.

**Have you ever felt afraid?** Encourage children to talk briefly about times they have felt afraid.

**Sometimes people are afraid because they have done something wrong. People may also be afraid of hurting something precious—e.g. a person or thing they love.**

**Why was Jacob, their father, afraid of letting Benjamin go to Egypt with his brothers?** He especially loved Benjamin because he was the son of his beloved wife, Rachel. He was afraid he might lose Benjamin as he had lost Joseph.

**Joseph's family went to Egypt to get help. They were hungry and needed food. They knew they could get help because they had heard there was food in Egypt.**

**Where can we go if we need help?** We can go to the Lord's Word and to people who know and love the Lord. Reading the Word and asking for help in prayer can help us to feel the Lord's loving presence with us.

# 3. Learn by Doing

Choose one or two activities



## Joseph's Brothers Go to Egypt

Act out the brothers' first journey to Egypt to buy grain when Jacob's family grows hungry during the famine. Actors can read from their scripts as they move about. (*Note:* roles require varying reading skills—from no reading (guards, Benjamin) to proficient reading (Narrator).

1. How does your family prepare for a long trip? *Pack bags, get food, pack the car, etc.*
2. When Joseph and his family were alive there were no cars. People walked and took animals like donkeys to carry their luggage. They expected to be on the road for days or weeks. They packed food, clothing and other things they would need for their trip. The roads were dirt tracks that were packed down hard by the footsteps of everyone who had passed that way. At night people often stopped and slept by the roadside.
3. Today we will act out Joseph's brothers journey from Canaan to Egypt to buy food for their hungry family.
4. Assign acting roles.
5. *Optional:* hand out costumes and props.
6. Give a script (pp. 60-61) to each actor who will be reading.
7. Act out the story.



## The Lord's Prayer Book

As their food supply ran low in the Land of Canaan, Jacob's family recognized their need for help. Hearing that there was food in Egypt, Jacob sent his sons to buy grain so they would not starve. We need help in our lives too. Whether our problems are large or small, we can always ask the Lord for help in prayer. He will share His heavenly food with us—the bread of heaven that never perishes. Jesus said: "I am the living bread which came down from heaven. If anyone eats of this bread, he will live forever" (John 6).



1. Can you think of a hard time that you have been through? *Draw out responses—e.g. arguing with a sibling or friend, losing something or someone you care about, etc.*
2. Did you have a clear sense that someone helped you? *Parent, teacher, the Lord, friends*
3. The Lord cares for us every second of our lives. He is there to help us at any time. He can help us most fully when we *ask* for His help, because then we are more willing to accept it. How can we ask for the Lord's help? *pray or go to His Word*
4. We are going to make a *Lord's Prayer Book*.

### Materials

*Joseph's Brothers Go to Egypt Script* pp. 60-61 for each child  
*optional:* costumes (large T-shirts with waist ties), props such as a rope to tie Simeon up, bags for grain, things to fill the bags with (e.g. scarves) and "money" (aluminum foil discs or spray painted rocks work)

### Do in Advance

Set up spaces for Canaan, Egypt and prison. Use chairs or blocks to mark prison walls.

### Characters

Double or divide parts as needed. Script calls for: Narrator, Jacob, Benjamin, Joseph, Simeon, four brothers, guards

### Materials for each child

*The Lord's Prayer Book* p. 62, scissors, crayons or markers.

See *Prayer Book Stages* p. 63 for a separate photo of each step.

### Demonstration Video

See book folding demonstration online at [www.bitly.com/JosephPrayerBook](http://www.bitly.com/JosephPrayerBook)

### OR

Download video to your computer or other device. See downloading directions on p. 4.

### Hint

New to this book-making technique? Make a sample ahead of time so you're ready to help the kids!

## The Lord's Prayer Book *continued*

5. Hand out *The Lord's Prayer Book* pages and crayons. First, color the pictures and write your name on the front.
6. Cut off the edges of the page along the dotted lines (photo 1).
7. Follow *Prayer Book Stages* folding photos on p. 63.
8. Fold the page in half (photo 2) and cut neatly along the dotted line in the middle (photo 3). Younger children may require help.
9. Fold the prayer book as shown to complete the book (photos 4,5,6,7,8).


 Choice

### Picture to Color: Joseph's Brothers Go to Egypt

Hand out copies of the picture and invite the children to color it.

#### Materials for each child

picture p. 64, crayons, markers, or colored pencils

## 4. Wrap It Up

### Memory Verse

Print and cut out the *Memory Verse Words* (p. 65) for this activity.

Joseph's brothers came and bowed down before him  
with their faces to the earth.  
Genesis 42:6


Read the *Memory Verse* aloud. Invite the children to say it with you. You might invite several of them to read it by themselves. Give each child a *Memory Verse Word*. Line the children up at one end of the room and go to the other end of the room. Tell the children that you will say the *Memory Verse* slowly. The children should listen carefully and as soon as they hear the word in their hand, they should run to where you are standing and arrange the words in order.

*Option:* Put a piece of tape on the back of each word and have the children post them on a wall *OR* write each word on sticky note instead of using the page provided and stick them to a wall where all the children can easily see them.

### Closing

At the beginning of today's story Jacob and his sons knew they were in trouble. They had almost no food left. Imagine if you opened your cupboards and refrigerator and saw that they were empty! How did Jacob's family get help? *The brothers went to buy grain in Egypt.*

We may face many challenges in life—but the Lord is always with us, ready to help! He cares about the things we need each day, like food. Most of all, He cares about helping us get to heaven because He knows that is how we can be truly happy. When we are in trouble and need help, no matter what the problem is, we can pray to the Lord for help—and He will help us!



# Joseph's Brothers Go to Egypt Script

Adapted from Genesis 42

**Characters:** Narrator, Jacob, Benjamin, Joseph, Simeon, four brothers, guards.  
Double or divide parts as needed.

**Props:** Bags for grain, rope, "throne" for Joseph **Set:** prison, Canaan, Egypt

**Set-up:** Joseph sits on a throne with guards in Egypt. Joseph's family is in Canaan.

---

**Jacob:** There is grain in Egypt. Go and buy some for us. *(Jacob points to Egypt. Brothers take bags and walk towards Egypt. Benjamin and Jacob sit down.)*

**Narrator:** Benjamin stayed at home with Jacob, his father, because Jacob was worried that something bad might happen to him.

**Narrator:** Joseph's brothers arrived in Egypt and bowed down before Joseph with their faces to the earth. *(Joseph is seated on a throne. The brothers bow down to the ground.)* Joseph recognized them but they did not recognize him. He treated them as if they were strangers and spoke roughly.

**Joseph:** *(standing up with arms folded, looking serious)* Where do you come from?

**Brother 1:** *(pointing towards Canaan)* From Canaan to buy food.

**Narrator:** Then Joseph remembered his dreams.

**Joseph:** *(points towards them)* You are spies!

**Brother 2:** *(shakes head)* No! We have come to buy food.

**Brother 3:** We are 12 brothers with one father in the land of Canaan.

**Brother 4:** We are honest, we are not spies. *(shakes head)* One brother is at home with our father, and one is no more.

**Joseph:** *(shaking his head)* You are spies! I will test you.

**Narrator:** So Joseph put them in prison for three days. *(guard takes brothers to prison)*

**Narrator:** Three days later Joseph went to see them.

**Joseph:** If you are honest, let one of your brothers stay in prison while the rest of you take food to your hungry family. And then bring your youngest brother back to me.

**Brother 4:** *(turning to his brothers)* This is all happening because of the way we treated Joseph.

## Joseph's Brothers Go to Egypt Script *continued*

Adapted from Genesis 42

- Brother 1:** Didn't I say "Do not sin against Joseph!" But you would not listen! Now we are paying for what we did.
- Narrator:** So Simeon was tied up and kept in prison. (*guards tie Simeon up*)
- Narrator:** Then Joseph told his men to fill his brothers' sacks with grain. He ordered them to put every man's money back in his sack, and to give them some food for their journey. (*guards pretend to fill bags and give them to the brothers*)
- Narrator:** The brothers loaded their donkeys and started off for Canaan. On the journey one brother opened his sack to feed his donkey.
- Brother 1:** (*surprised*) My money is here in my sack! (*show brothers*)
- Brother 2:** Let me see! (*all brothers crowd around*)
- Brother 3:** What has God done to us?
- Narrator:** And they arrived back in Canaan.
- Brother 3:** Father, we went to Egypt, and the ruler accused us of being spies!
- Brother 2:** We told him we were honest men and that we are twelve brothers, sons of one father. The youngest brother is at home and one of our brothers is no more.
- Brother 1:** He told us we had to prove we were honest by leaving one brother in prison and going home with the food.
- Brother 4:** But we have to bring Benjamin to the ruler to prove our honesty, and then he will let Simeon go.
- Narrator:** As the men emptied their sacks, the brothers and their father saw each man's money in his sack, and they were afraid.
- Jacob:** You have taken my children from me. Joseph is gone and now Simeon is gone, and you want to take Benjamin away. I will not let Benjamin go because I would die unhappy if anything should happen to him.

Our Father  
who art in the heavens,  
hallowed be Thy name.



## The Lord's Prayer



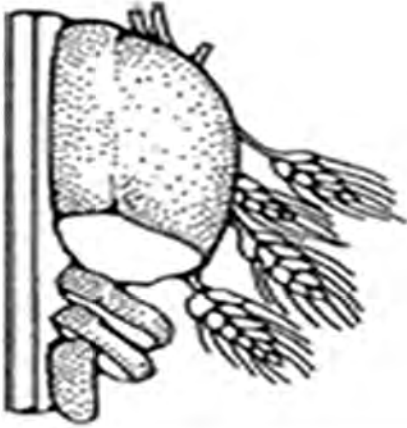
Name: \_\_\_\_\_

The General Church  
of the New Jerusalem  
Office of Education  
[www.newchurch.org](http://www.newchurch.org)

Thy kingdom come.  
Thy will be done,  
as in heaven  
so upon the earth.



Give us this day  
our daily bread.



For Thine is the kingdom,  
and the power,  
and the glory  
for ever. Amen.



And forgive us our debts  
as we also forgive  
our debtors.



And lead us not  
into temptation,  
but deliver us from evil.





## Prayer Book Stages

1.



Trim page.

2.



Fold in half.

3.




Cut along the dotted part of the line in the middle.

4.



Fold in half again.

5.



Fold in half across the middle.

6.



Open folded paper. Refold just the long way. Move ends in. Middle opens up on cut line.

7.



Fold into book.

8.



Finished book.



Memory Verse Words

Joseph's brothers came and bowed down before him with their faces to the earth.  
Genesis 42:6

Joseph's

brothers

came and

bowed

down

before

him

with their

faces

to the

earth.

Genesis 42:6

## Parent Notes

Make a copy for each child. Hand out as children leave.

<p style="text-align: center;"><b>PARENT NOTE</b></p> <p>Dear Parents,</p> <p>Today's lesson focused on Joseph's brothers coming to Egypt to buy grain (Genesis 42). We encourage you to help your child keep the Lord's Word in his or her heart by learning this week's Memory Verse. Try saying it once or twice in the morning, at mealtime or before bed!</p> <p style="text-align: center;"><b>Memory Verse</b></p> <p>Joseph's brothers came and bowed down before him with their faces to the earth. Genesis 42:6</p>	<p style="text-align: center;"><b>PARENT NOTE</b></p> <p>Dear Parents,</p> <p>Today's lesson focused on Joseph's brothers coming to Egypt to buy grain (Genesis 42). We encourage you to help your child keep the Lord's Word in his or her heart by learning this week's Memory Verse. Try saying it once or twice in the morning, at mealtime or before bed!</p> <p style="text-align: center;"><b>Memory Verse</b></p> <p>Joseph's brothers came and bowed down before him with their faces to the earth. Genesis 42:6</p>
<p style="text-align: center;"><b>PARENT NOTE</b></p> <p>Dear Parents,</p> <p>Today's lesson focused on Joseph's brothers coming to Egypt to buy grain (Genesis 42). We encourage you to help your child keep the Lord's Word in his or her heart by learning this week's Memory Verse. Try saying it once or twice in the morning, at mealtime or before bed!</p> <p style="text-align: center;"><b>Memory Verse</b></p> <p>Joseph's brothers came and bowed down before him with their faces to the earth. Genesis 42:6</p>	<p style="text-align: center;"><b>PARENT NOTE</b></p> <p>Dear Parents,</p> <p>Today's lesson focused on Joseph's brothers coming to Egypt to buy grain (Genesis 42). We encourage you to help your child keep the Lord's Word in his or her heart by learning this week's Memory Verse. Try saying it once or twice in the morning, at mealtime or before bed!</p> <p style="text-align: center;"><b>Memory Verse</b></p> <p>Joseph's brothers came and bowed down before him with their faces to the earth. Genesis 42:6</p>