



# Joseph Reveals Himself

Genesis 45:1-15, 25-28

## Level A

Ages 3-6

**Life Focus:** The Lord forgives me.

**Memory Verse:** I am Joseph your brother...it was not you who sent me here, but God. Genesis 45:4,8 (parts)

**Story Summary:** Joseph sent the Egyptians away and revealed his identity. Dismayed, the brothers were speechless when he asked about their father. Joseph acknowledged how they had treated him, but told them not to be angry with themselves. He said that *God* had sent him to Egypt to save lives during the famine. He sent word to his father to hurry and come to Egypt. He would take care of the family in the land of Goshen. He kissed Benjamin and his other brothers and they talked. Pharaoh was pleased and offered Joseph's family the best of the land. He sent them away with carts and food for their journey. Joseph gave them clothing, and to Benjamin he gave five changes of clothing and silver. Jacob's heart stood still in disbelief at the news that Joseph was alive and he determined that he would go and see him.

### Lesson 6

*Materials Needed*

		<i>Supplied with Lesson</i>	<i>Additional Materials</i>
<b>1. Getting Started</b> (1-2 min)	<b>Welcome Warm-up Activity</b>	<b>Welcome Warm-up Activity</b> directions p. 64	
<b>2. Focus on the Word</b> use all activities (5-7 min)	<b>Read the Word</b>  <b>Talk About It</b> story discussion	<b>Talk About It</b> discussion guide p. 64  <b>Teaching Picture</b> p. 67	Bible or copy of Genesis 45: 1-15, 25-28
<b>3. Learn by Doing</b> choose 1 or 2 activities (15-20 min)	<b>Action Song</b> sing and act out the story	<b>I'm Joseph Your Brother</b> lyrics, actions, guitar chords p. 65  hear the song and see the actions at <a href="http://www.bitly.com/ImJosephYourBrother">www.bitly.com/ImJosephYourBrother</a>	computer or other viewing device - watch online or download; see p. 4 for downloading directions  <i>optional:</i> guitar
	<b>Make</b> create a tri-fold picture that can be opened to reveal Joseph	<b>Joseph Reveals Himself Tri-fold</b> directions pp. 65-66 <i>Joseph Trifold</i> pp. 68-70	crayons or markers, stapler or glue, scissors or paper cutter
	<b>Picture to Color</b>	<b>Joseph Reveals Himself to His Brothers</b> p. 71	crayons, markers or colored pencils
<b>4. Wrap It Up</b> (2-3 min)	<b>Memory Verse</b> introduce <i>Memory Verse</i> for the week	<b>Memory Verse</b> <i>Parent Note</i> p. 72	

# 1. Getting Started

## Welcome Warm-up Activity

### Hunt for a lost toy

Hide a toy in the room where it will be challenging to find. As the children arrive, describe the lost toy, and ask them to help you find it. Tell them how sad you are that you have lost it. Search together until you “find it”. Show joy at finding the lost toy! Sit everyone down. Ask: What would it be like to lose someone you love very much? Our story today is not about a toy, but about a boy who was lost—and how happy he and his family were to find each other again.

# 2. Focus on the Word

## Read

**Genesis 45: 1-15, 25-28**

Show the **teaching picture** on p. 67 as you discuss the story.

## Talk About It

**Joseph’s brother Judah admitted that he and his brothers were guilty for what they had done to Joseph. He offered to become a slave so that Benjamin could go back to their father. What did Joseph do?** He sent the Egyptian servants away and told his brothers who he was.

**How did Joseph’s brothers feel about this news?** They did not know what to say. They were probably surprised! Joseph had spoken Egyptian and not Hebrew, their language. They did not know he was their brother even though they had talked to him several times.

**Why might the brothers have been worried?** They had not been nice to Joseph. They may have been worried that he would take revenge on them. Joseph was a powerful ruler in Egypt.

**Have you ever been mad or upset with someone who has treated you unkindly or unfairly?**

**Was Joseph still angry?** No, he told the brothers that *God* had sent him to Egypt so he could save people from the famine.

**God had a plan! Right from the start He knew that Joseph would help Him to save people. He allowed Joseph to be sold as a slave so he would be there to help Pharaoh at the right time! God has a plan for your life too. He is with you when happy *and* when sad things happen. He knows that everything that happens can help you grow to become a helper in His kingdom.**

**Joseph’s brother Judah told the truth about what had happened. He offered to serve Joseph because of what he and his brothers had done. Joseph could see they were sorry.**

**Is it easier to forgive someone who hurts you if he or she seems to be truly sorry?**

**Joseph’s heart was moved with compassion because of what Judah said. He sent the Egyptians away and told his brothers who he was! When he heard how sorry they were he could show them how much he really loved them. Now the whole family could be together again!**

# 3. Learn by Doing

Choose one or two activities

## Choice **I'm Joseph Your Brother!**

Children will learn an action song to take the story to heart. Learn the song by watching and listening to an online video. Download the sound track in mp3 format and add it to your iTunes playlist. Play in class and sing along!

**Chorus:** I'm Joseph your brother! Is father alive?  
*Put one hand on chest / Hold arms up with elbows bent in question*  
I'm Joseph your brother, sent here to save lives.  
*Put one hand on chest / Raise both arms up to chest as if lifting something*  
I'm Joseph your brother, see Benjamin's here!  
*Put one hand on chest / Hold one hand out*  
So happy to see you all, please, please come near!  
*Hug yourself / Beckon with both hands*

Joseph made all of the people go out.  
*Put one arm straight out with finger pointed*  
He cried out aloud and without any doubt,  
*Shake both hands in the air in joy*  
"I'm Joseph your brother, do not be alarmed  
*Put one hand on chest / Shake head*  
God sent me to Egypt to save you from harm."  
*Spread one arm out / Spread the other arm out*

**Chorus**  
For two years the famine has been in the land.  
*Hold up two fingers / Put both hands on stomach as if hungry*  
Five more years of hunger remain in God's plan.  
*Hold out five fingers*  
God sent me before you so He could save lives!  
*Spread one arm out / Spread the other arm out*  
Come live here in Egypt with your flocks and wives!  
*Beckon with both hands / Spread one arm out and then the other*

**Chorus**

## Choice **Joseph Reveals Himself Tri-fold**

Joseph's brothers talked to him several times but did not know who he was. They had no idea he was alive and did not expect to meet him. He spoke in Egyptian through interpreters and did not disclose his identity. After Judah's compassionate plea he sent away the Egyptians and wept loudly as he revealed himself. Recreate the joyful reunion with a picture that opens to show Joseph!



1. Color the pictures of Joseph and his brothers (pp. 68-70).

### Video Online

View the song and actions online at [www.bitly.com/ImJosephYourBrother](http://www.bitly.com/ImJosephYourBrother)

### OR

Download video to your computer or other device. See downloading directions on p. 4.

### Teaching Hint

Get familiar with the song and actions ahead of time so your class is fun and flows well.

### Materials for Each Child

*Joseph Trifold* pp. 68-70,  
crayons or markers, stapler, glue

### Do in Advance


Cut the trifold pictures along the dotted lines using a paper cutter or scissors so the project is ready to assemble.



### Joseph Reveals Himself Tri-fold *continued*

2. Glue the pictures of the brothers together so that the two sides of each set of brothers are back-to-back.
3. Staple the assembled pictures of the brothers to the sides of the Joseph picture.
4. Create excitement and anticipation as the pieces are put together. Allow each child to discover how he or she can reveal Joseph!

*Optional Large Print Project:* enlarge pictures as you copy and glue to larger pieces of heavy paper. Follow the other directions for assembly.



Choice

### Picture to Color: Joseph Reveals Himself to His Brothers

Hand out copies of the picture and invite the children to color it.

#### Assembly Tip for Large Groups

Shorten waiting (eliminate boredom) by fully assembling projects ahead of time. Children will simply color the assembled project.

#### Materials for each child

picture p. 71, crayons, markers, or colored pencils

## 4. Wrap It Up

### Memory Verse

I am Joseph your brother...it was not you who sent me here, but God.  
Genesis 45:4,8 (parts)


Read the Memory Verse aloud. Repeat it slowly several times. Invite the children to say it with you. Say "I am Joseph your brother." Ask the children to repeat it with you. Say "it is not you who sent me here, but God." Ask the children to repeat it with you. Say the whole sentence and have the children repeat it several times with you.

### Closing


Joseph's brother Judah told the truth about what happened to Joseph—and because he did this, Joseph could forgive his brothers and show them who he really was. When we tell the truth and say we are sorry for mistakes we have made the Lord can forgive us and help us feel Him close to Him again.

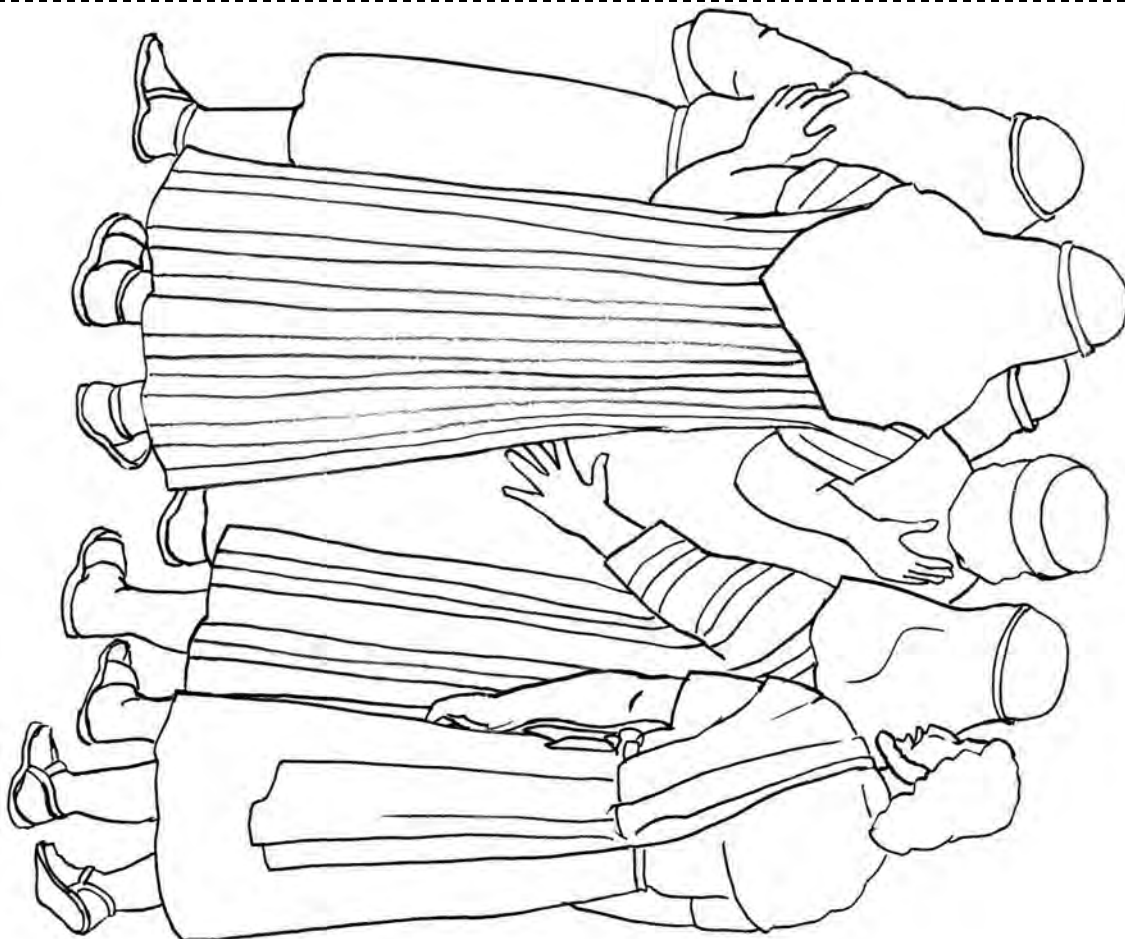
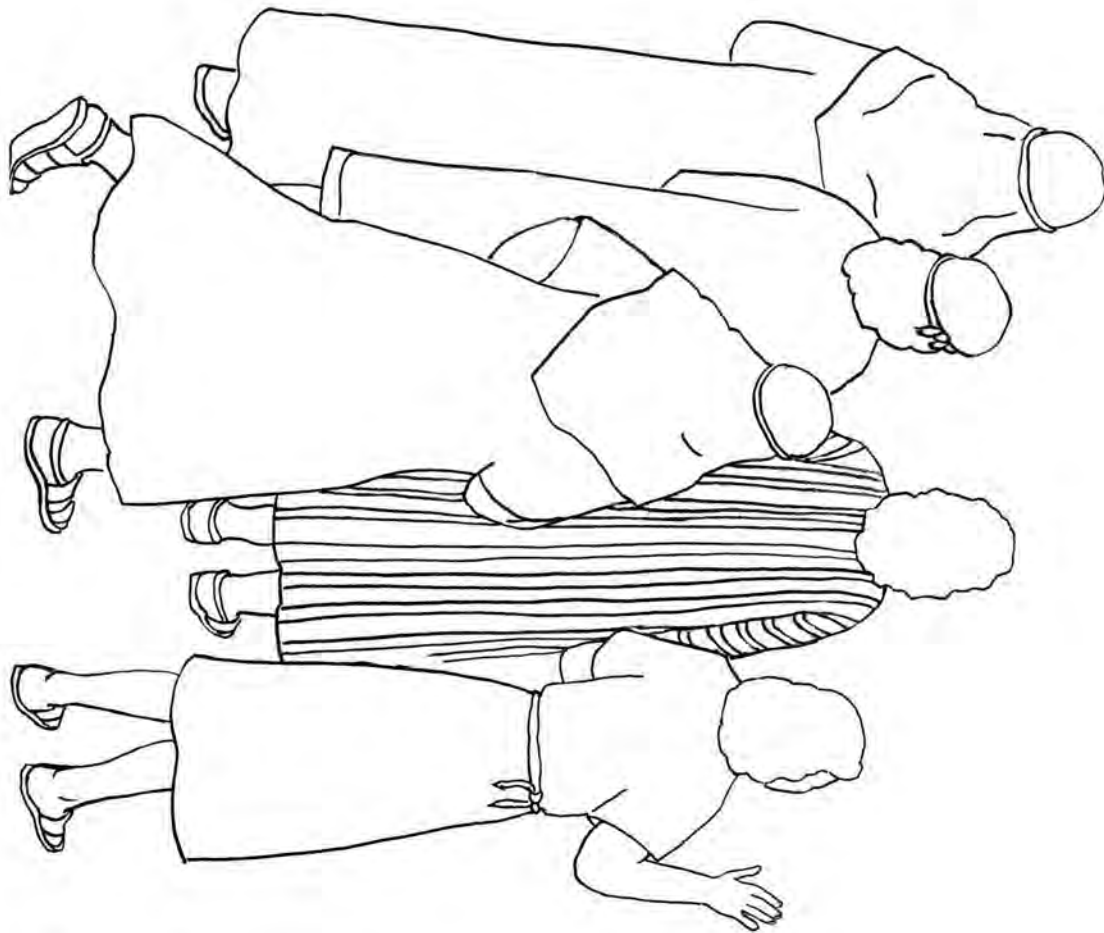
Hand each child his or her projects and a *Parent Note* (p. 72) to take home.

















Parent Notes

Make a copy for each child. Hand out as children leave.

<p style="text-align: center;"><b>PARENT NOTE</b></p> <p>Dear Parents,</p> <p>Today’s lesson focused on Joseph’s forgiveness of his brothers. He told them that God had sent him to Egypt so he could save lives (Genesis 44, 45:1-28). Hear a song about it online at <a href="http://www.bitly.com/ImJosephYourBrother">www.bitly.com/ImJosephYourBrother</a>. We encourage you to help your child keep the Lord’s Word in his or her heart by learning this week’s Memory Verse. Try saying it once or twice in the morning, at mealtime or before bed!</p> <p style="text-align: center;"><b>Memory Verse</b></p> <p>I am Joseph your brother...it was not you who sent me here, but God. Genesis 45:4,8 (parts)</p>	<p style="text-align: center;"><b>PARENT NOTE</b></p> <p>Dear Parents,</p> <p>Today’s lesson focused on Joseph’s forgiveness of his brothers. He told them that God had sent him to Egypt so he could save lives (Genesis 44, 45:1-28). Hear a song about it online at <a href="http://www.bitly.com/ImJosephYourBrother">www.bitly.com/ImJosephYourBrother</a>. We encourage you to help your child keep the Lord’s Word in his or her heart by learning this week’s Memory Verse. Try saying it once or twice in the morning, at mealtime or before bed!</p> <p style="text-align: center;"><b>Memory Verse</b></p> <p>I am Joseph your brother...it was not you who sent me here, but God. Genesis 45:4,8 (parts)</p>
<p style="text-align: center;"><b>PARENT NOTE</b></p> <p>Dear Parents,</p> <p>Today’s lesson focused on Joseph’s forgiveness of his brothers. He told them that God had sent him to Egypt so he could save lives (Genesis 44, 45:1-28). Hear a song about it online at <a href="http://www.bitly.com/ImJosephYourBrother">www.bitly.com/ImJosephYourBrother</a>. We encourage you to help your child keep the Lord’s Word in his or her heart by learning this week’s Memory Verse. Try saying it once or twice in the morning, at mealtime or before bed!</p> <p style="text-align: center;"><b>Memory Verse</b></p> <p>I am Joseph your brother...it was not you who sent me here, but God. Genesis 45:4,8 (parts)</p>	<p style="text-align: center;"><b>PARENT NOTE</b></p> <p>Dear Parents,</p> <p>Today’s lesson focused on Joseph’s forgiveness of his brothers. He told them that God had sent him to Egypt so he could save lives (Genesis 44, 45:1-28). Hear a song about it online at <a href="http://www.bitly.com/ImJosephYourBrother">www.bitly.com/ImJosephYourBrother</a>. We encourage you to help your child keep the Lord’s Word in his or her heart by learning this week’s Memory Verse. Try saying it once or twice in the morning, at mealtime or before bed!</p> <p style="text-align: center;"><b>Memory Verse</b></p> <p>I am Joseph your brother...it was not you who sent me here, but God. Genesis 45:4,8 (parts)</p>