



Joseph Reveals Himself

Genesis 44:32-34; 45:1-15, 25-28

Level B

Ages 7-10

Life Focus: I can forgive others.

Memory Verse: I am Joseph your brother...it was not you who sent me here, but God. Genesis 45:4,8 (parts)

Story Summary: Joseph sent the Egyptians away and revealed his identity. Dismayed, the brothers were speechless when he asked about their father. Joseph acknowledged how they had treated him, but told them not to be angry with themselves. He said that *God* had sent him to Egypt to save lives during the famine. He sent word to his father to hurry and come to Egypt. He would take care of the family in the land of Goshen. He kissed Benjamin and his other brothers and they talked. Pharaoh was pleased and offered Joseph's family the best of the land. He sent them away with carts and food for their journey. Joseph gave them clothing, and to Benjamin he gave five changes of clothing and silver. Jacob's heart stood still in disbelief at the news that Joseph was alive and he determined that he would go and see him.

Lesson 6

Materials Needed

	<i>Supplied with Lesson</i>		<i>Additional Materials</i>
1. Getting Started (2-3 min)	Welcome Warm-up Activity	Welcome Warm-up Activity directions p. 90	large piece of paper; scissors <i>optional:</i> red paper
2. Focus on the Word use all activities (5-7 min)	Read the Word Talk About It story discussion	Talk About It discussion guide p. 90 Teaching Picture p. 93	Bible or copy of Genesis 44:32-34; 45:1-15, 25-28
3. Learn by Doing choose 1 or 2 activities (15-20 min)	Experiment sprinkle pepper on water to discover what happens when you say I'm sorry	Forgiveness directions p. 91 online experiment demonstration at www.bitly.com/ForgivenessExperiment	ground pepper, pitcher of cold Water, dish soap, a cup, plate or bowl for each child computer or other viewing device - watch online or download; see p. 4 for downloading directions
	Make create a tri-fold picture that can be opened to reveal Joseph	Joseph Reveals Himself Tri-fold directions pp. 91-92 <i>Joseph Trifold</i> pp. 94-96	crayons or markers, stapler or glue, scissors or paper cutter
	Picture to Color	Joseph Reveals Himself to His Brothers p. 97	crayons, markers or colored pencils
4. Wrap It Up (2-3 min)	Memory Verse introduce <i>Memory Verse</i> for the week	Memory Verse <i>Parent Note</i> p. 98	

1. Getting Started

Welcome Warm-up Activity

The Wrinkled Heart

Materials needed: large piece of paper, scissors

Seat children on the floor in a circle. Start talking about how the different ways in which we talk to others can leave them feeling good or can hurt their feelings. As you talk cut a heart out of a large piece of paper. Ask children to give examples of things that may hurt. As each child says something hurtful, fold or wrinkle part of the heart. Eventually the heart will be quite wrinkled. Say, "Each time we say something hurtful to another person, we can provide the hells with an opportunity to put a wrinkle in that person's heart."

Now, invite the children to say things that might make someone feel good. Unfold the heart with each response. Once the heart is completely unfolded point out that you cannot get all the wrinkles out. Our hearts can have wrinkles from the reactions that the hells bring to things people say to us. It is hard to remove them. We want to be careful about how we treat others so we don't put wrinkles in their hearts!

2. Focus on the Word

Read

Genesis 44:32-34; 45:1-15, 25-28

Show the **teaching picture** on p. 93 as you discuss the story.

Talk About It

Judah, Joseph's brother, told Joseph that God was holding him and his brothers guilty for what they had done. He said he was worried about what might happen to his father if Benjamin did not come home with them. He offered to become Joseph's slave so that Benjamin could return home safely.

Judah cared so much about his father that he was willing to lay down his own life for him. Can you imagine loving someone so much that you would do this? Can you think of anyone else who did this? Jesus

What did Joseph do after Judah offered to do this? He sent the Egyptian servants away and told his brothers who he was.

How did Joseph's brothers react to this news? They did not know what to say. Joseph had spoken Egyptian and not Hebrew, their language. They did not know he was their brother even though they had talked to him several times. They were probably totally surprised!

Why might the brothers have been worried to find out who Joseph was? They had not been nice to Joseph. They may have worried that he would be angry with them. He was a powerful ruler. They would realize he could understand everything they had said.

Is it easier to forgive someone who hurts you if he or she seems to be genuinely sorry?

God had a plan! Right from the start He knew that Joseph would help Him to save people. He allowed Joseph to be sold as a slave so he could be there to help Pharaoh at the right time!

God has a plan for your life too. He is guiding you when happy *and* when sad things happen. He is helping you grow towards heaven in the best way possible.

Joseph's heart was moved with compassion because of what Judah said. Once Joseph heard how sorry his brothers were he could show them how much he really loved them. Then the whole family could be together again!

3. Learn by Doing

Choose one or two activities



Forgiveness Experiment

Sincerely saying “I’m sorry” can help clear up problems and pave the way for forgiveness. This experiment is a great way to illustrate this concept. Sprinkle pepper into a dish of cold water. Put a drop of soap into the water and watch the pepper scatter to the edges!

1. Have you ever been upset because you said or did something unkind—perhaps without even realizing that you were doing it? *encourage sharing*
2. What can you do if you find out you have hurt someone? *say sorry*
3. Let’s try an experiment about forgiveness!
4. Give each child a dish or cup. Pass a pitcher of water. Have children pour water into the dish or cup until it is about half full.
5. Look at the sparkling clean water! We can see through it! How does water help us? *we use water to clean, cook, keep cool, stay healthy, etc.*
6. Water stands for true ideas. How can true ideas help us? *clean our thoughts, cool our tempers, etc.* When we do what the Word teaches our minds can be clear and clean—just like the clean water.
7. I’m going to pass around some pepper. Sprinkle pepper in your water and watch what it does. *pepper should float and spread out to cover the surface of the water*
8. Self-centered thoughts and actions are like the pepper. They can make us feel ‘unclean’ and sad. Joseph’s brothers were worried and felt guilty about the wrong things that they had done to Joseph. They could not forget what they had done.
9. The Lord tells us that when we have done something wrong we should tell the truth about it, say we are sorry and try not to do it again.
10. I’m going to pass some soap. Put a drop of soap into your dish. What happens to the pepper? *it scatters to the edges, leaving clear water around the soap*
11. Saying we are sorry when we hurt someone, and forgiving others when they have hurt us, helps our minds become clear again. The things we have done or said do not completely disappear, but they move further and further to the edge of our lives. If we try hard to stop doing them, the Lord will hold us in goodness and our sins will almost disappear!



Joseph Reveals Himself Tri-fold

Joseph’s brothers talked to him several times but did not know who he was. They had no idea he was alive and did not expect to meet him. He spoke in Egyptian through interpreters and did not disclose his identity. After Judah’s compassionate plea he sent away the Egyptians and wept loudly as he revealed himself. Recreate the joyful reunion with a picture that opens to show Joseph!



Materials needed

cup or dish for each child, ground black pepper, soap, and water in a pitcher to share

Video Directions

View demonstration video online at www.bitly.com/ForgivenessExperiment

OR

Download video to your computer or other device. See directions on p. 4.

New Church Concept

What is sin? To sin is to do and think what is evil and false intentionally and from the will (*Arcana Coelestia* 8925).

Are sins wiped away?

Some believe that sins are taken away in a moment, others believe that they are wiped away like dirt... because they do not know what sin is. Sins cannot be wiped away, but they are separated, or rejected to the side (*Arcana Coelestia* 5398).

Do sins stay forever?

Sins are forgiven through a life according to the commands of faith. So far as a person lives according to these commands, so far are sins removed; and so far as they are removed, so far they have been forgiven. For by the Lord a person is withheld from evil, and is held in good (*Arcana Coelestia* 8393).

Materials for Each Child

Joseph Trifold pp. 94-96, crayons or markers, stapler, glue


Do in Advance

Cut the trifold pictures along the dotted lines using a paper cutter or scissors so the project is ready to assemble.

Joseph Reveals Himself Tri-fold *continued*

1. Color the pictures of Joseph and his brothers (pp. 94-96).
2. Glue the pictures of the brothers together so that the two sides of each set of brothers are back-to-back.
3. Staple the assembled pictures of the brothers to the sides of the Joseph picture.
4. Create excitement and anticipation as the pieces are put together. Allow each child to discover how he or she can reveal Joseph!

Optional Large Print Project: enlarge pictures as you copy and glue to larger pieces of heavy paper. Follow the other directions for assembly.



Choice

Joseph Reveals Himself to His Brothers

Hand out copies of the picture and invite the children to color it.

Assembly Tip for Large Groups

Shorten waiting (eliminate boredom) by fully assembling projects ahead of time. Children simply color the assembled project.

Materials for each child

picture p. 97, crayons, markers, or colored pencils

4. Wrap It Up

Memory Verse


I am Joseph your brother...it was not you who sent me here, but God.
Genesis 45:4,8 (parts)


Read the *Memory Verse* aloud. Repeat it slowly several times. Invite the children to say it with you. Have the children repeat it several times with you.

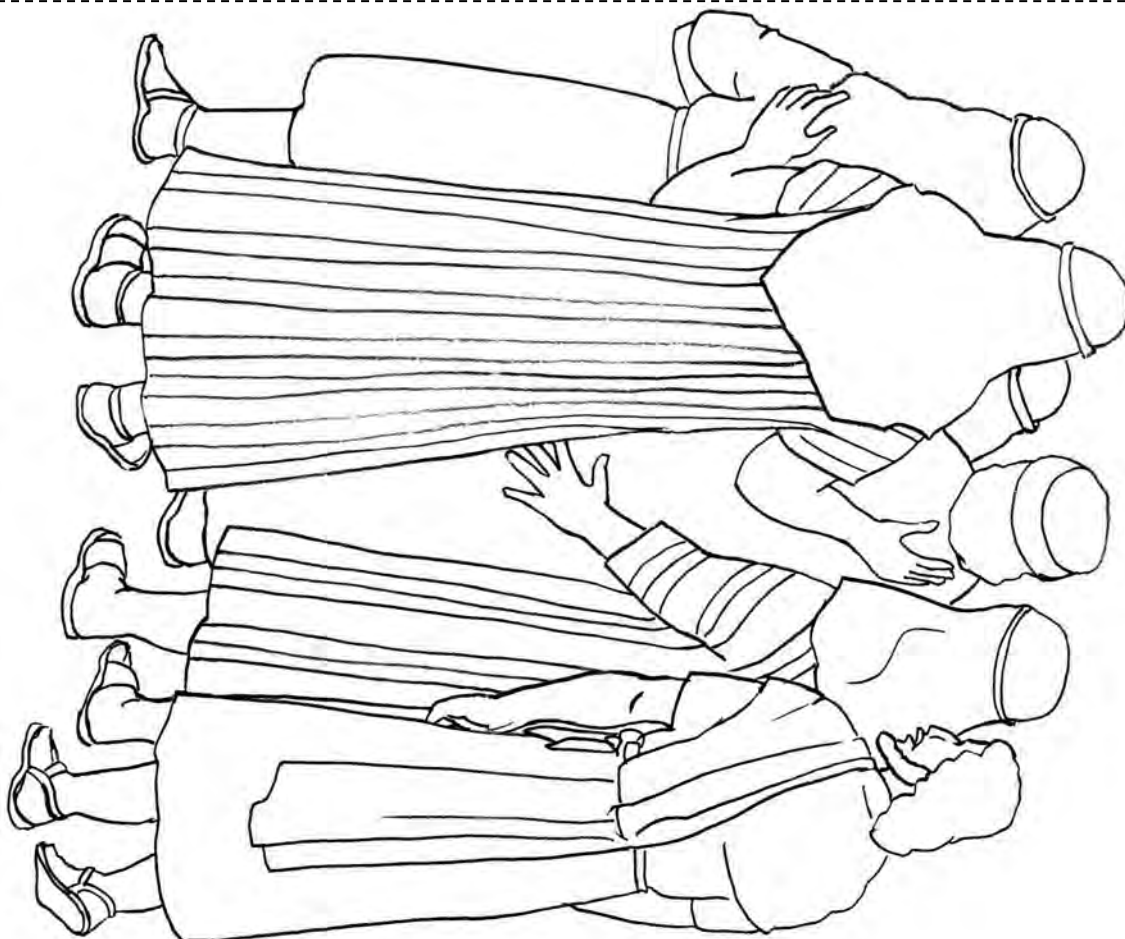
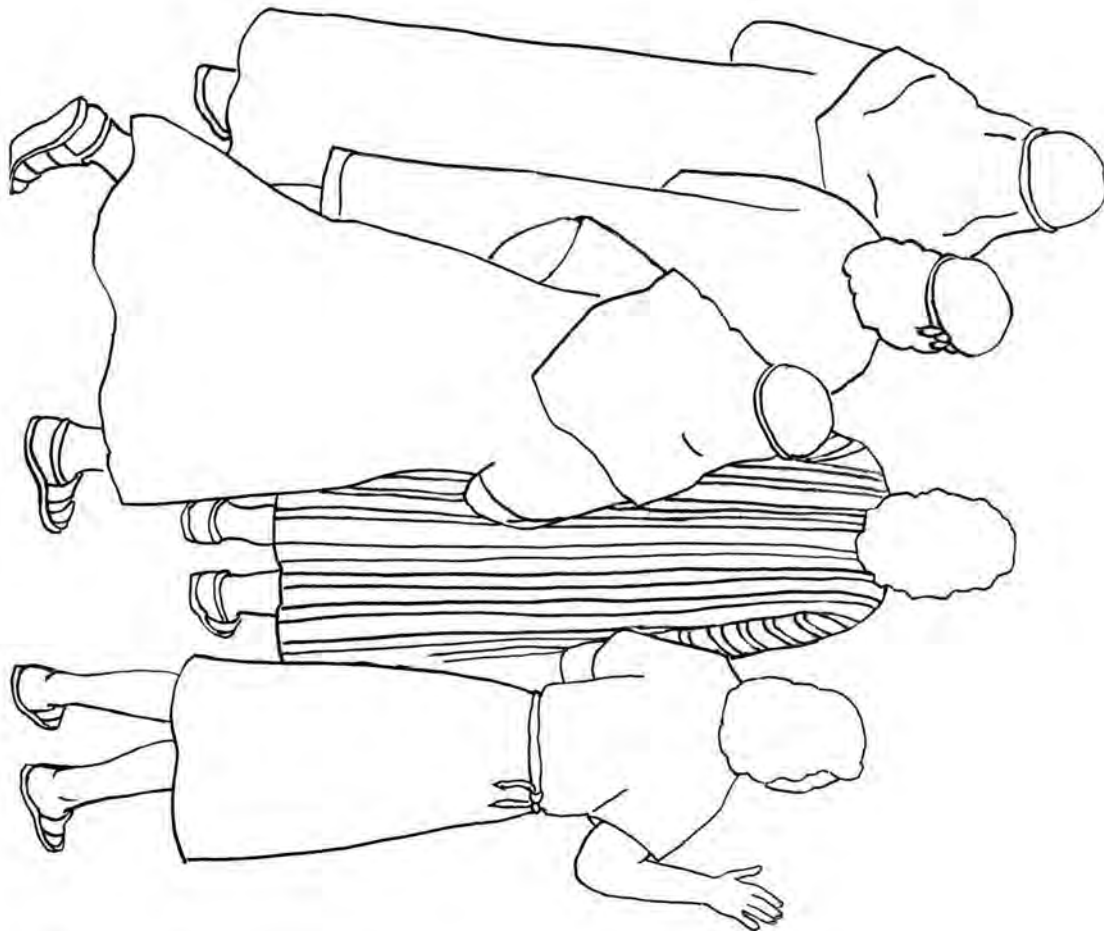
Closing

Joseph listened to Judah and was moved with compassion when he heard his story. He forgave his brothers and invited them to come and live in Egypt. It is easy to feel hurt when other people say or do unkind things. But if we listen as someone tells us he or she is sorry, the Lord will give us strength to forgive. And when we tell the truth and say we are sorry for mistakes we have made the Lord can forgive us and help us feel Him close to Him again.

Hand each child his or her projects and a *Parent Note* (p. 98) to take home.







Joseph Trifold
95





Parent Notes

Make a copy for each child. Hand out as children leave.

<p style="text-align: center;">PARENT NOTE</p> <p>Dear Parents,</p> <p>Today's lesson focused on Joseph's forgiveness of his brothers. He told them that God had sent him to Egypt so he could save lives (Genesis 44: 45:1-28). You can see an experiment about forgiveness online at www.bitly.com/ForgivenesExperiment. We encourage you to help your child keep the Lord's Word in his or her heart by learning this week's Memory Verse. Try saying it once or twice in the morning, at mealtime or before bed!</p> <p style="text-align: center;">Memory Verse</p> <p>I am Joseph your brother...it was not you who sent me here, but God. Genesis 45:4,8 (parts)</p>	<p style="text-align: center;">PARENT NOTE</p> <p>Dear Parents,</p> <p>Today's lesson focused on Joseph's forgiveness of his brothers. He told them that God had sent him to Egypt so he could save lives (Genesis 44: 45:1-28). You can see an experiment about forgiveness online at www.bitly.com/ForgivenesExperiment. We encourage you to help your child keep the Lord's Word in his or her heart by learning this week's Memory Verse. Try saying it once or twice in the morning, at mealtime or before bed!</p> <p style="text-align: center;">Memory Verse</p> <p>I am Joseph your brother...it was not you who sent me here, but God. Genesis 45:4,8 (parts)</p>
<p style="text-align: center;">PARENT NOTE</p> <p>Dear Parents,</p> <p>Today's lesson focused on Joseph's forgiveness of his brothers. He told them that God had sent him to Egypt so he could save lives (Genesis 44: 45:1-28). You can see an experiment about forgiveness online at www.bitly.com/ForgivenesExperiment. We encourage you to help your child keep the Lord's Word in his or her heart by learning this week's Memory Verse. Try saying it once or twice in the morning, at mealtime or before bed!</p> <p style="text-align: center;">Memory Verse</p> <p>I am Joseph your brother...it was not you who sent me here, but God. Genesis 45:4,8 (parts)</p>	<p style="text-align: center;">PARENT NOTE</p> <p>Dear Parents,</p> <p>Today's lesson focused on Joseph's forgiveness of his brothers. He told them that God had sent him to Egypt so he could save lives (Genesis 44: 45:1-28). You can see an experiment about forgiveness online at www.bitly.com/ForgivenesExperiment. We encourage you to help your child keep the Lord's Word in his or her heart by learning this week's Memory Verse. Try saying it once or twice in the morning, at mealtime or before bed!</p> <p style="text-align: center;">Memory Verse</p> <p>I am Joseph your brother...it was not you who sent me here, but God. Genesis 45:4,8 (parts)</p>