

Commandment 10: The Rich Young Ruler

“You shall not covet...anything that is your neighbor’s”

Exodus 20:17; Mark 10:17-27

Goal: This lesson teaches the tenth commandment through the story of the rich young ruler. When a rich young man asked the Lord what he should do to inherit eternal life the Lord told him to sell all of his possessions and follow Him. The young man went away full of sorrow.

Process: Choose activities for the 4 parts of the lesson from the chart below. For multi-aged groups, teach the lesson to the entire group and select activities that suit your students. Online Extras provide additional activity choices.

Lesson Overview

Lesson Parts	Activities	Materials Given	Supplies Needed
1. Introduction (2-3 minutes)	All Ages <i>The Tenth Commandment</i>	introduction p. 2	
2. Readings & Questions (5-7 minutes)	All Ages Select readings for your group	readings pp. 2-3 questions p. 4 talk-about picture p. 5	Bible for ages 11-14
3. Activities Choose 1-2 activities (15-20 minutes) <i>Note: Activity ages are approximate. Choose activities that will work for your group.</i>	Ages 3-6 <i>Two Hands for the Lord</i> paper project	directions p. 6 <i>Two Hands for the Lord</i> templates pp. 7-9 <i>Ten Commandment Strips</i> p. 10	scissors, glue <i>optional: crayons or markers</i>
	Ages 7-10 <i>Heavenly Treasure</i> service project	directions p. 11 <i>Ten Commandments Action Cards</i> p. 12 <i>The Ten Commandments in My Life</i> p. 13 <i>Ten Commandments Folder</i> p. 14	scissors, stapler or tape, markers or colored pencils
	Ages 11-14 <i>Commandments Origami</i> activity & discussion	directions p. 15 <i>Origami Template</i> p. 16 <i>Folding 1 & 2</i> pp. 17-18	3 colors of paper for printing, pens or pencils, scissors
	Ages 3-10 picture to color	<i>The Rich Young Ruler</i> p. 19	crayons or markers
	Ages 7-14 Ten Commandments Calligraphy	<i>Two Versions of Commandments Calligraphy</i> pp. 20-21	crayons or markers
	All Ages Wrap-up	<i>Recitation Slip</i> p. 22	scissors or paper cutter
4. Closing & Recitation (2-3 minutes)	All Ages Wrap-up	<i>Recitation Slip</i> p. 22	scissors or paper cutter
Online Extras	All Ages additional activities	online links p. 22	various

Introduction: The Tenth Commandment

The tenth commandment is the final commandment about loving our neighbor. The Lord tells us,

10. You shall not covet your neighbor's wife, nor his manservant, nor his maidservant, nor his ox, nor his donkey, nor anything that is your neighbor's. Exodus 20:17

The tenth commandment says we should not covet anything that is our neighbor's. While this commandment is similar to the ninth commandment, that one is about coveting from a love of the world. The tenth commandment is about coveting power over other people from our love of self—wanting to dominate their feelings, thoughts and actions.

- There are many ways in which we love ourselves and try to get our way. For example, we might want others to pay attention to what we are saying or to play a game we want to play.
- But coveting is more than just wishing to be in charge or be important, it is being willing to break the Ten Commandments so we can get our way. It is important to notice when a wish for something begins to turn into coveting. One way we can do this is to notice the way we think about someone else who is in charge and gets their way. Another example is noticing how we feel about others when we want everyone to do what we want.

Our story today is about a rich young man who asked the Lord what he should do to go to heaven. Listen to the things that the Lord told him to do.

Reading Ages 3-6: The Rich Young Ruler

This is a short retelling of the story for young children. To tell the story in your own words using a picture, see the talk-about picture on p. 5.

Once, when the Lord was in the world, a young man ran up to Him. The man wanted to know how he could get to heaven. He asked, “Good Teacher, what good thing shall I do that I may have eternal life?” The Lord told him that in order to go to heaven it is important to obey the Ten Commandments. He reminded him of several of the commandments. “You shall not murder, you shall not commit adultery, you shall not steal, you shall not bear false witness, honor your father and your mother.”

The man said that he had obeyed all these commandments since he was young. The Lord looked at the young man and loved him. But He knew that he needed to do one more thing to go to heaven. The Lord told him, “One thing you lack. Go, sell what you have and give to the poor, and you will have treasure in heaven, and come, follow Me.” The Lord knew that the young man needed to think more about others than himself.

When the man heard this, he was sad, because he owned many things and wanted to keep them.

The Lord told His disciples that it is hard for a rich person to go to heaven. The disciples were very surprised. They did not understand that the Lord was talking about people who think that they are good and deserve all their riches. We all need to see that everything good we have comes from the Lord.

This is impossible for people to do by themselves, but not if they work with the Lord. The Lord told His disciples, “With God, all things are possible.”

Reading Ages 7-10: The Rich Young Ruler

New Church Concept

Teacher Background

By following the Lord, and taking up the cross are meant to acknowledge the Lord as the God of heaven and earth. Without this acknowledgment no one can abstain from evils, and do good, unless it be merit-seeking. Good that is not merit-seeking good is solely from the Lord. If, the Lord is not acknowledged, and also if it is not acknowledged that all good is from Him, there can be no salvation. That the young ruler should sell all that he had, and give to the poor, signifies that he should reject what is his own. And by giving to the poor signified to do the works of charity. The reason why the Lord thus spoke to him was that he was rich and riches signify the knowledges of good and truth, and, in the case of this man the knowledges of evil and falsity. It is therefore evident that the Lord there and elsewhere spoke by correspondences. See *Apocalypse Explained* 893.4

A retelling of the story for children.

Near the end of His life, the Lord ministered to people living in Judea. While He was there, a rich young man came running to Him and asked, “Good Teacher, what shall I do that I might inherit eternal life?” He wanted to know what he should do to go to heaven.

The Lord said, “Why do you call Me good? No one is good but One, that is, God.” Then the Lord said that to go to heaven a person must obey the commandments. He continued by listing several of the commandments.

The young man responded that he had kept all the commandments from the time he was very young, and the Lord looked at him and loved him. But the Lord knew the young man needed to do one more thing to go to heaven. He said, “One thing you lack. Go, sell whatever you have and give to the poor, and you will have treasure in heaven; and come, take up the cross, and follow Me.”

When the young man heard what the Lord asked of him, he went away feeling very sad. The Word tells us that the young man was very rich. He did not want to give up his many possessions.

After the young man had gone, the Lord said to His disciples, “How hard it is for those who have riches to enter the kingdom of God!” The disciples were surprised at these words.

The Lord went on to say that it is easier for a camel to go through the eye of a needle than for a rich person to enter heaven. The disciples were amazed. They said to each other, “Who then can be saved?”

Then the Lord said, “With men it is impossible, but not with God. For with God, all things are possible.”

Like the disciples, we might be surprised by what the Lord said. But the Lord was really talking about another kind of riches. Ideas in our minds are like spiritual riches. The young man had many of these. He knew a great deal about what was right and wrong. But he did not recognize that it was the Lord who gave him the strength to keep the commandments.

People with lots of spiritual riches have a hard time remembering that only the Lord is good and that nobody can go to heaven without His help. This is what is meant when the Lord said, “Blessed are the poor in spirit.” They are blessed because they recognize that everything good they have and do is from the Lord.

Reading Ages 11-14: The Rich Young Ruler

Read Mark 10:17-27 or use the retelling above.

Questions Ages 3-6

1. Heaven is a wonderful place! Do you want to go to heaven? What is heaven like?
2. What was the first thing that the Lord said the man should do to go to heaven? (He should obey the Ten Commandments.)
3. What else did the Lord tell the man to do? (He should sell what he had, give to the poor, and follow Him.) The young man needed to think more about the Lord and about others.
4. Why did the man go away sad? (He had lots of things and didn't want to give them up.)
5. The Lord said that when we follow him, we will receive many heavenly blessings. How can we follow the Lord? (Obey His commandments and remember that all the wonderful things we have are from Him.)

Questions Ages 7-10

1. What is another way of saying, "Good Teacher, what shall I do that I may inherit eternal life?" (What should I do if I want to go to heaven?)
2. What had the young man done that was right? (He had obeyed the Ten Commandments since he was young.)
3. What else did the man need to do to be ready for heaven? (He needed to sell what he had, give to the poor and follow the Lord.)
4. Do you remember the first thing the Lord said to the young man? (No one is good but God.) No one can be good without the Lord's help. The young man felt that he was already good. He needed a humble spirit.
5. Can rich people go to heaven? (Yes, if they recognize that everything good they have and do comes from the Lord.) This is true for both spiritual and natural riches.
6. Can we go to heaven by ourselves, by our own strength? (Nobody can go to heaven without the Lord. We need to accept the Lord's help in order to follow Him.)

Questions Ages 11-14

1. New Church teachings tell us that on a deeper level, being rich means knowing a lot about what is good and true. Does simply knowing the right thing to do make you a good person? Why or why not?
2. Can you imagine saying that you had obeyed all the commandments since you were young? How might you feel about someone who said this?
3. The first thing the Lord told the young man is "No one is good but God." Why do you think He said this? What does it tell us about the young man? (The Lord could see that the young man was proud of himself for doing what was right. He didn't recognize that he needed the Lord's help and felt he had obeyed the commandments all by himself.)
4. Why do you think the Lord told the young man to sell his possessions, take up the cross and follow Him? (He needed to think more about the Lord and about other people.)
5. What caused the man's sadness? (He loved his worldly riches.) The young ruler didn't want to give up his earthly riches or his spiritual knowledge—even to receive the blessing of heaven.



Ages 3-6: Two Hands for the Lord

Materials Needed

Two Hands for the Lord,
Ten Commandments Strips,
scissors, glue
optional: crayons or markers

Prepare in Advance

Print copies of *Two Hands for the Lord* and *Ten Commandments Strips*.

New Church Concept Teacher Background

All aspects of the Divine design have been brought together and concentrated in us so that God can perform the highest forms of useful service through us. See *True Christian Religion* 67

Useful services are spiritual when they have to do with love toward God and love for the neighbor. They are moral and civic services when they have to do with love for the society or civil state in which people reside, and with love of the companions and fellow citizens with whom they are associated. Useful services are natural when they have to do with love of the world and its necessities. And they are corporeal when they have to do with the love of self-preservation for the sake of higher uses. See *Conjugal Love* 18

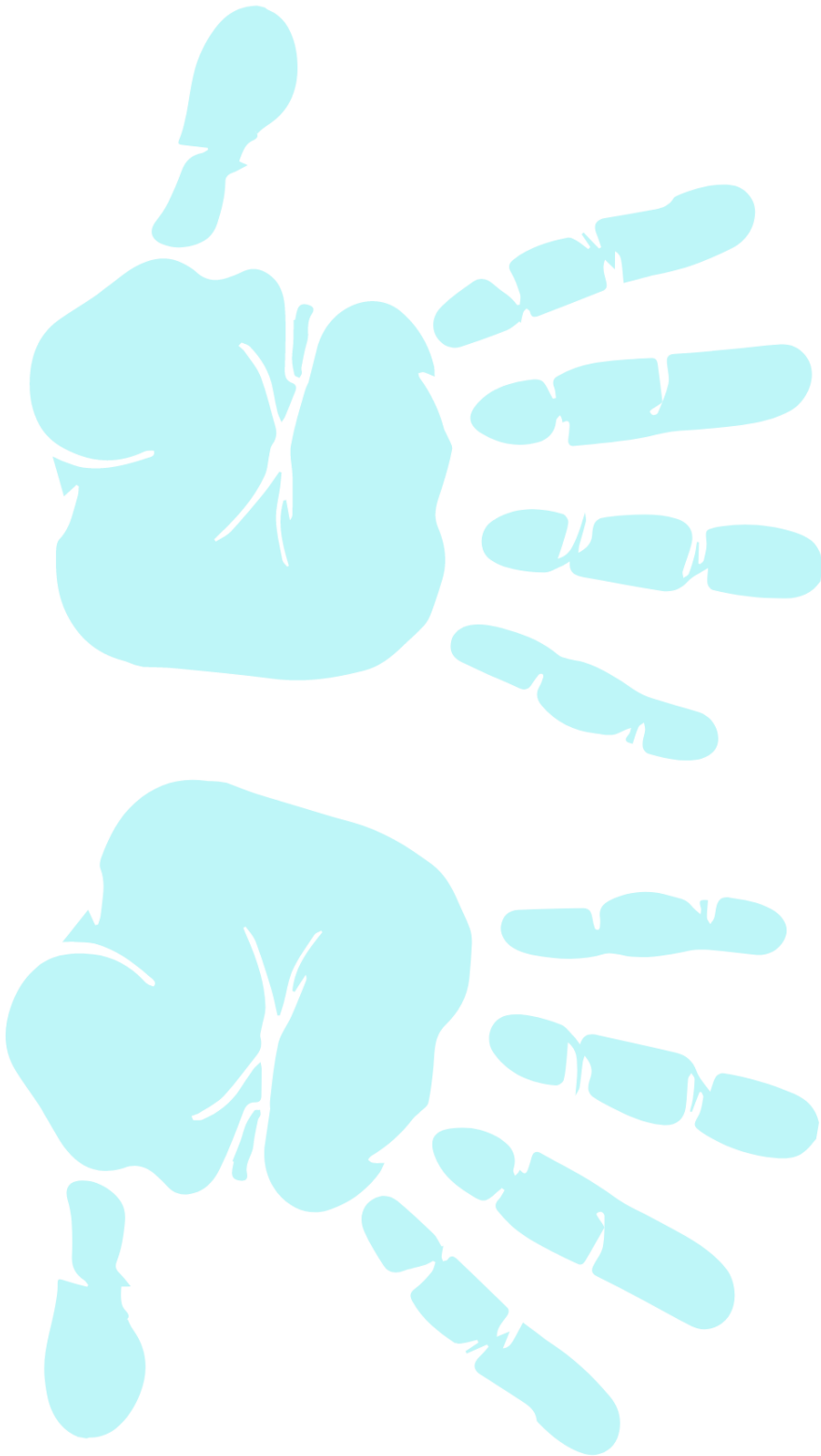
Bring home the idea that the Ten Commandments are to be kept by doing useful service for others. Children will make a connection between their hands and the hands on the page and then glue a *Ten Commandment Strip* along each finger.



1. The Lord wants each of us to become an angel in heaven. He gave us the rules of heaven, the Ten Commandments, at Mount Sinai. When we obey them, we are practicing to become angels.
2. Which parts of our bodies do we use to do things? (Our legs help us move our bodies, our arms help us carry things, our mouths help us say kind words, but our hands are especially important for helping others.)
3. Wiggle your fingers. How many fingers do you have? Count fingers, pointing to each finger as you count. How many commandments are there? We have one finger for each commandment!
4. Give each child a copy of *Two Hands for the Lord*. (Choose from orange, purple or aqua colored hands.) Invite children to place their hands, palms upwards, on top of the hands on the page. For our project we are going to fill our hands with the Ten Commandments!
5. Give each child a copy of the *Ten Commandments Strips* and a pair of scissors. Cut the commandments apart.
6. Have children glue each commandment along a finger. There's no need to be too concerned about the order of the commandments.
7. *Optional*: Using crayons or markers, draw pictures of ways you would like to use your hands to obey the Ten Commandments and help other people.

New Church Concept Teacher Background

I asked two angels: Is it not possible for a person to have charity and faith, and yet to be without works? Can a person not have the desire, and may they not think out how to do something, and yet not proceed to accomplish it?" The angel replied: They can, but only ideally, and not in reality. Even then they must endeavor or will to act; and will or endeavor is in itself an act, because it is a continual striving towards action, and this results in outward act as the opportunity to act presents itself. Therefore, endeavor or will, being as it were an inward act, is accepted by every wise person, because it is accepted by God, just as if it were an outward act, provided it does not fail when opportunity arises. See *True Christian Religion* 387.6







Depending on the age of your class, you may want to cut the strips apart before class.

You shall have no other gods before Me.	You shall have no other gods before Me.
You shall not take the name of the Lord your God in vain.	You shall not take the name of the Lord your God in vain.
Remember the Sabbath day, to keep it holy.	Remember the Sabbath day, to keep it holy.
Honor your father and your mother.	Honor your father and your mother.
You shall not murder.	You shall not murder.
You shall not commit adultery.	You shall not commit adultery.
You shall not steal.	You shall not steal.
You shall not bear false witness against your neighbor.	You shall not bear false witness against your neighbor.
You shall not covet your neighbor's house.	You shall not covet your neighbor's house.
You shall not covet your neighbor's wife, nor his manservant, nor his maidservant, nor his ox, nor his donkey, nor anything that is your neighbor's.	You shall not covet your neighbor's wife, nor his manservant, nor his maidservant, nor his ox, nor his donkey, nor anything that is your neighbor's.

Ages 7-10: Heavenly Treasure

Materials Needed

copy of *Ten Commandments Action Cards*, *The Ten Commandments in My Life* and *Ten Commandments Folder* for each student, markers or colored pencils, scissors, tape or stapler

Prepare in Advance

Print activity pages for each student and gather supplies.

New Church Concept Teacher Background

In heaven, all those who perform useful services from an affection for useful service derive from the fellowship in which they live the characteristic of being wiser and happier than others. And to perform useful services is to act honestly, rightly, justly and faithfully in the work connected with one's occupation. When everyone does their occupation honestly, rightly, justly and faithfully, the whole is maintained and preserved in its common good. They say, too, that this is what it is to be in the Lord, since everything that flows in from the Lord is a useful endeavor, which flows from the parts into the whole, and from the whole to the parts. The parts there are angels, and the whole is the society in which they live. See *Divine Love and Wisdom* 431

Encourage children to practice the Ten Commandments by making a display folder and a set of action cards with plans for jobs they can do at home.

1. The rich young ruler in our story really knew the Ten Commandments. He had kept them since he was young.
2. Let's see how many of the commandments we can remember! Encourage students to share one of the commandments with the group. Try to help the children name all ten.
3. What does it mean to "keep the commandments?" What might it mean to keep the commandment, "I am the Lord your God. You shall have no other gods before Me"? Encourage children to name specific actions. When you have several good ideas for this commandment, continue on with the others. Jot them down on a board where everyone can see them. The page *The Ten Commandments in My Life* provides some ideas to help you get started.
4. Once the ideas are flowing, distribute *Ten Commandment Action Cards*. Invite students to draw a picture or write one action they can do to keep a commandment in each of the boxes.
5. When four boxes are complete, cut them apart. Students may continue to make more action cards if desired. Encourage them to set a daily or weekly goal.
6. When students have finished, give everyone a copy of *Ten Commandments Folder*. The image shows the Ten Commandments in Hebrew.
7. Fold the page along the dotted line, as shown in the picture above. Staple or tape both ends to create a display folder.
8. Show students how to use the folder. Start with a pile of action cards. Choose one to do. When it is done, put the card in the holder. Encourage students to set a goal, for example doing one activity a day, or all activities in a week.



Ten Commandments Action Card
Ten Commandments Action Card
Ten Commandments Action Card
Ten Commandments Action Card

The Ten Commandments	in My Life
I am the Lord your God. You shall have no other gods before Me.	Think about the Lord each day. For example, when you wake up and go to bed.
You shall not take the name of the Lord in vain.	Use the Lord's name only to talk about Him. Thank the Lord when you eat.
Remember the Sabbath day to keep it holy.	Read or listen to the Word. Pray. Go to church.
Honor your father and mother.	Obey your parents. Help your parents. Give your parents hugs.
You shall not murder.	Help give life! E.g. water plants, feed animals, say nice things about others.
You shall not commit adultery.	Be loving. Keep promises.
You shall not steal.	Give to others.
You shall not bear false witness.	Say true things. E.g. You look nice! Tell the truth.
You shall not covet your neighbor's house.	Treasure the riches of heaven—spiritual riches—rather than earthly treasures.
You shall not covet your neighbor's wife, nor his manservant, nor his maidservant, nor his ox, nor his donkey, nor anything that is your neighbor's.	Give things that bring happiness, e.g. a picture you drew, a smile, a hug.

I will keep the commandments of God.

Psalms 119:115



Ages 11-14: Ten Commandments Origami

Materials Needed

3 copies of *Origami Template* printed on 3 different colors of paper for each student, copies of *Origami Folding 1 & 2* for students to share, pencils or pens; scissors

Prepare in Advance

Print the *Origami Template* page on different colors of paper. Print the *Origami Folding* pages. Gather other supplies. You may wish to make a sample of the Ten Commandments Origami to be certain you understand the folding directions.

New Church Concept Teacher Background

"Keeping the covenant" means to live according to the commandments. See *Arcana Coelestia* 8767

"The natural degree of life regarded in itself loves only self and the world, for it clings to the bodily senses and these occupy a prominent place in the world; but the spiritual degree of life regarded in itself loves the Lord and heaven, and also itself and the world, but God and heaven as higher, principal and ruling, and itself and the world as lower, instrumental and serving." *Divine Providence* 324

When we break one commandment we compromise them all in ourselves. If we work on one commandment we strengthen them all. In this activity, students will identify pairs of commandments for which they can see links: *e.g.* if we *steal*, we will probably *lie* to cover it up. If we *covet* someone's reputation, we may look for ways to *kill* it. Students will construct a hexahedron (a six-sided figure) to show how the commandments are connected.



1. Do you think it is possible to break just one of the commandments without breaking any of the others? Why or why not?
2. What is likely to happen if you steal something and then are asked what happened to it? If you really covet something someone else has, what kinds of things are you more likely to do?
3. Can you think of other connections? Which commandments are especially linked together? Brainstorm a list with the students. Examples are steal & lie, covet & steal, murder & lie, etc.
4. Hand out the templates and instructions and have students fold and assemble their origami hexahedrons.
5. Demonstrate that if you put too much pressure on one of the commandments, the entire hexahedron will collapse. If the commandment is restored, all of the commandments are bonded together, whole and strong once again.



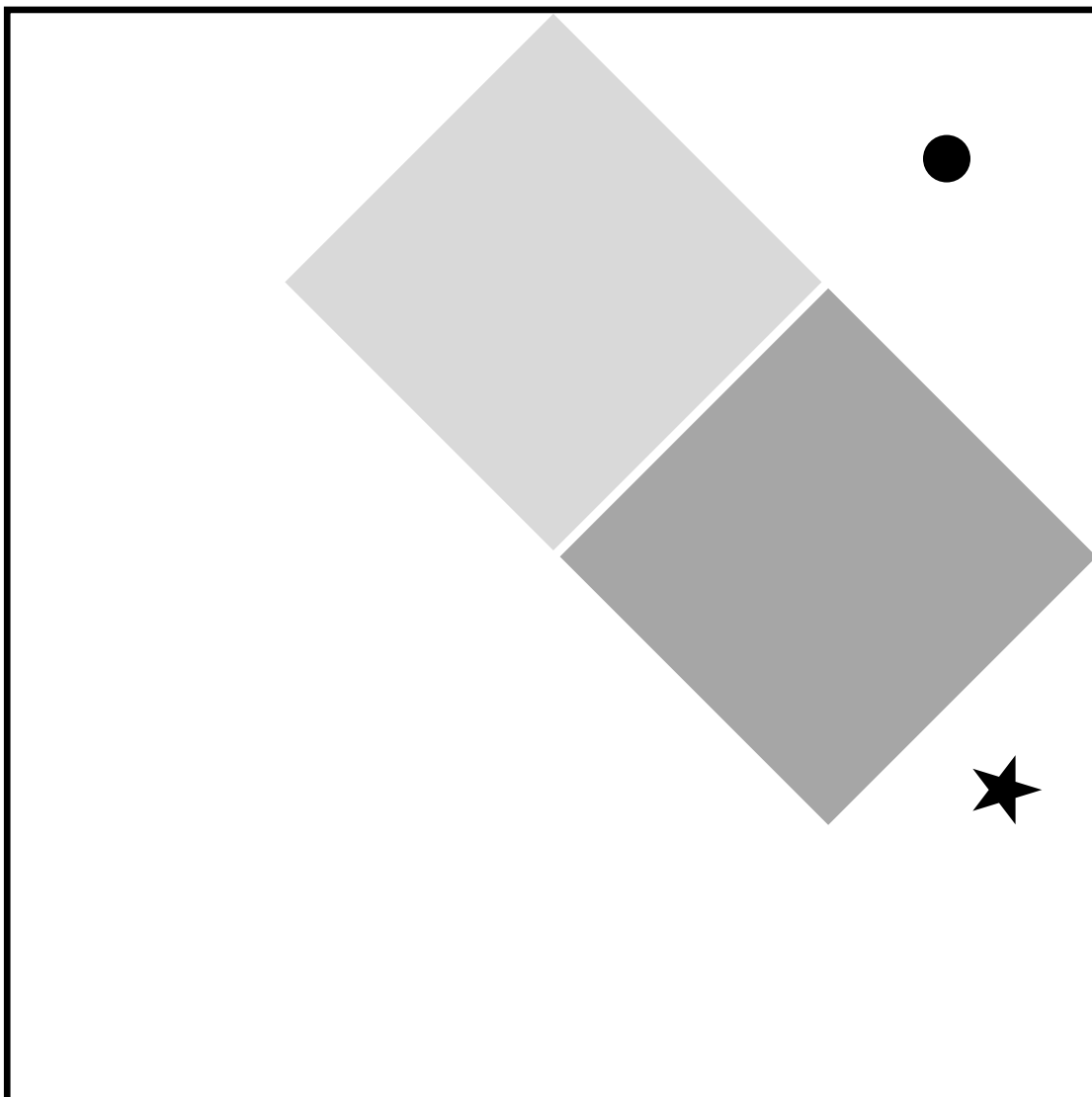

6. Breaking one commandment often leads to breaking others. The good news is that the opposite is also true! Keeping one commandment helps us to keep the others. If we work hard not to lie, we are also less likely to steal or murder because we know it is likely that we would have to lie about it. Can you think of some other examples where keeping one commandment strengthens another?
7. It is important to remember that the power to keep the commandments comes from the Lord alone. Everything good we do comes from Him.

New Church Concept Teacher Background


A person who acts deliberately and from conviction against one commandment acts against the rest as well. This is because acting deliberately and from conviction is utterly denying that it is a sin, and if anyone else says it is, such a person will dismisses this opinion as worthless. If anyone thus denies and dismisses sin, they pay no heed to anything which is called a sin. See *True Christian Religion* 523

1. Carefully cut out the square below. You will need three squares in total.
3. Choose one of the commandments and write a shortened version of it in the shaded square.


2. Place the square in front of you with the circle in the upper right corner.
4. Rotate the square 1/4 turn. Write another commandment in the other shaded square.



1. Place the square in front of you, blank side up, but with the circle in the corner closest to you.



2. Fold the square in half from one corner to its opposite (catty-cornered).



3. Unfold the square. Repeat steps 1 & 2, except with the star closest to you. Then unfold the square again.



4. Place the square face down with the circle closest to you. Fold the bottom corner up 1/2 way to the center point.



5. Fold the bottom flap up, hiding the circle, to create a triangle as shown below.



6. Flip your triangle over so that the writing is face down with the folded edge closest to you.



7. Fold one of the bottom corners of the triangle up to the top center point. (This folds your written commandment.)




8. Repeat step 7 with the other corner. Then rotate your square to that the star is in the upper right corner.



9. Fold the square in half, hiding the star.



10. Loosen the last fold and pull the two flaps out. Then re-crease the central fold.



11. Repeat steps 1-10 with two more squares. Each piece will have a pocket and two flaps.




12. Place two of the triangles in front of you as shown. Notice where the stars are!



13. Insert the flaps of the second piece into the pocket of the first piece. Push them all the way together.



14. Insert the flaps of the first piece into the pocket of your third square and push them 1/2 way down.



15. Curve the flaps of the third piece over and insert them into the pocket of the second piece.



16. Push the pieces together and you are done!





The Ten Commandments

And God spoke all these words, saying:

I am the Lord your God, who brought you out of the land of Egypt, out of the house of bondage.

You shall have no other gods before My face.

You shall not take the name of the Lord your God in vain, for the Lord will not hold him guiltless who takes His name in vain.

Remember the Sabbath day, to keep it holy. Six days you shall labor and do all your work, but the seventh day is the Sabbath of the Lord your God.

Honor your father and your mother, that your days may be long upon the land which the Lord your God is giving you.

You shall not murder.

You shall not commit adultery.

You shall not steal.

You shall not bear false witness against your neighbor.

You shall not covet your neighbor's house.

You shall not covet your neighbor's wife, nor his manservant, nor his maidservant, nor his ox, nor his donkey, nor anything that is your neighbor's.

The Ten Commandments

And God spake all these words, saying:

I am the Lord thy God who brought thee out of the land of Egypt, out of the house of bondage.

Thou shalt have no other gods before My face.

Thou shalt not take the name of the Lord thy God in vain, for the Lord will not hold him innocent that taketh His name in vain.

Remember the sabbath day to keep it holy. Six days shalt thou labor and do all thy work, but the seventh day is the sabbath of the Lord thy God.

Honor thy father and thy mother, that thy days may be long upon the land which the Lord thy God giveth thee.

Thou shalt not kill.

Thou shalt not commit adultery.

Thou shalt not steal.

Thou shalt not bear false witness against thy neighbor.

Thou shalt not covet thy neighbor's house.

Thou shalt not covet thy neighbor's wife, nor his manservant, nor his maidservant, nor his ox, nor his ass, nor anything that is thy neighbor's.

Closing & Recitation

The tenth commandment, “You shall not covet your neighbor’s wife, nor his manservant, nor his maidservant, nor his ox, nor his donkey, or anything that is your neighbor’s” means we are not to want to selfishly control others’ ideas or actions, since the Lord creates each person to serve a Divine purpose in the world and in heaven.

Today we add the Tenth Commandment to the commandments which we have already learned. You shall not covet your neighbor’s wife, nor his manservant, nor his maidservant, nor his ox, nor his donkey, or anything that is your neighbor’s. Let’s say it together now. Take home a recitation slip and practice saying and keeping the ten commandments each day.

The Ten Commandments

1. You shall have no other gods before My face.
2. You shall not take the name of the Lord your God in vain.
3. Remember the Sabbath day to keep it holy.
4. Honor your father and your mother.
5. You shall not murder.
6. You shall not commit adultery.
7. You shall not steal.
8. You shall not bear false witness against your neighbor.
9. **You shall not covet your neighbor’s house.**
10. **You shall not covet your neighbor’s wife, nor his manservant, nor his maidservant, nor his ox, nor his donkey, or anything that is your neighbor’s.**

Exodus 20:3-17

Online Extras

Looking for something “extra”? Try these online ideas!

Ages 3-6 *The Ten Commandments in Our Hearts* <https://www.newchurchvineyard.org/file/project-ten-commandments-in-our-hearts-exodus19.pdf>

Ages 7-10 *Ten Commandments Sequencing Cards* <https://www.newchurchvineyard.org/file/activity-ten-commandments-sequencing-cards-exodus19.pdf>

Ages 11-14 *Deeper Meanings*. Review the commandments and their deeper meanings, pp. 26-31, <https://www.newchurchvineyard.org/file/family-lesson-the-ten-commandments-2-exodus19.pdf>