

**Glenview New Church Sunday Morning Program**  
**Preschool Lessons, Phase 1 - Lesson 13**  
**The Angel Appears to Mary (Luke 1:26-38)**

**Theme:** Christmas - The Annunciation

**I. Underlying Ideas for the Teacher**

- A. The baby Jesus is God born on earth.
- B. The angel, Gabriel, stands for a whole society of angels who love to teach that Jesus is God born on earth.
- C. This story fulfills the prophecy given in Isaiah 7:14.
- D. Most people had turned away from the truth, but Mary believed in the Lord and the prophecies of His coming.
- E. God is Jesus' father (His own father).
- F. The Lord's coming was the most important thing that ever happened.
- G. The Lord came into the world to teach people how to be good because at that time many people were evil.

**II. Story Circle**

- A. Introduce the Story
  - 1. Whose birthday do we celebrate on Christmas day? (The Lord's)
  - 2. Do you know why the Lord was born on earth? (Because people were being very bad, and He had to teach them how to be good)
  - 3. Long before the Lord's birth, prophets of the Lord said that He would be born on earth. Let's read what one of the prophets said. (Read Isaiah 7:14.)
  - 4. Now, Mary loved the Lord, and she believed the prophecies that He would be born as a tiny baby on earth. Mary was chosen to be the Lord's mother.
- B. Tell/Read the Story
  - 1. Retell the story of the angel, Gabriel, appearing to Mary (Luke 1:26-38).
  - 2. Stress the following points as you tell the story:
    - a. That Mary really loved the Lord.
    - b. That Mary and Joseph had promised to marry one another (betrothed), but they were not yet married.
    - c. That the angel told Mary not to be afraid.
    - d. That Mary was willing to do what the angel told her.

## Preschool Sunday School Lessons: Phase 1 - Lesson 13

### C. Ideas to Discuss

1. What was the angel's name? (Gabriel)
2. To whom did the angel appear? (Mary)
3. What did the angel tell Mary? (That she was to be the mother of the Lord)
4. Why was Mary chosen to be the Lord's mother? (Because she loved the Lord very much)
5. What was Mary meant to name the baby? (Jesus)
6. What did the angel promise Mary about the Lord? (That He would be great, reign forever, and His kingdom would never end)
7. Who was the baby's father? (God was Jesus' father. Joseph was not Jesus' father.)

### D. Further Ideas

1. The Lord's coming to earth was **THE MOST IMPORTANT THING THAT EVER HAPPENED!**
2. The baby Lord was the God of heaven and earth. He made the world and everything in it.
3. The Lord was born into the world, but this was not the beginning of the Lord. He had always lived.
4. It may be hard for you to understand how the Lord could be born as a tiny baby, but remember that nothing is impossible for the Lord.

## III. Enrichment Activities

### A. Music


1. "Away In a manger," *Hymnal* #206.
2. During the project and play periods, play the "Wee Sing for Christmas" tape, using the section of religious songs.

### B. Activities

When children have finished their mobiles, retell the story briefly and have the children show how the angel came to Mary.

### C. Project: A MOBILE OF MARY AND THE ANGEL

1. Give each child figures of Mary and Gabriel cut from felt and a gold cord (2 feet long).
2. Children draw faces on the figures using markers, then add glitter to the angel.
3. Teacher assembles the mobile with Mary glued at the bottom of a knotted gold cord. Gabriel is placed on the cord and then a loop is made at the top for hanging the mobile. Gabriel can move up and down the cord.
4. See diagram to the right and the attached patterns for the angel Gabriel and for Mary.



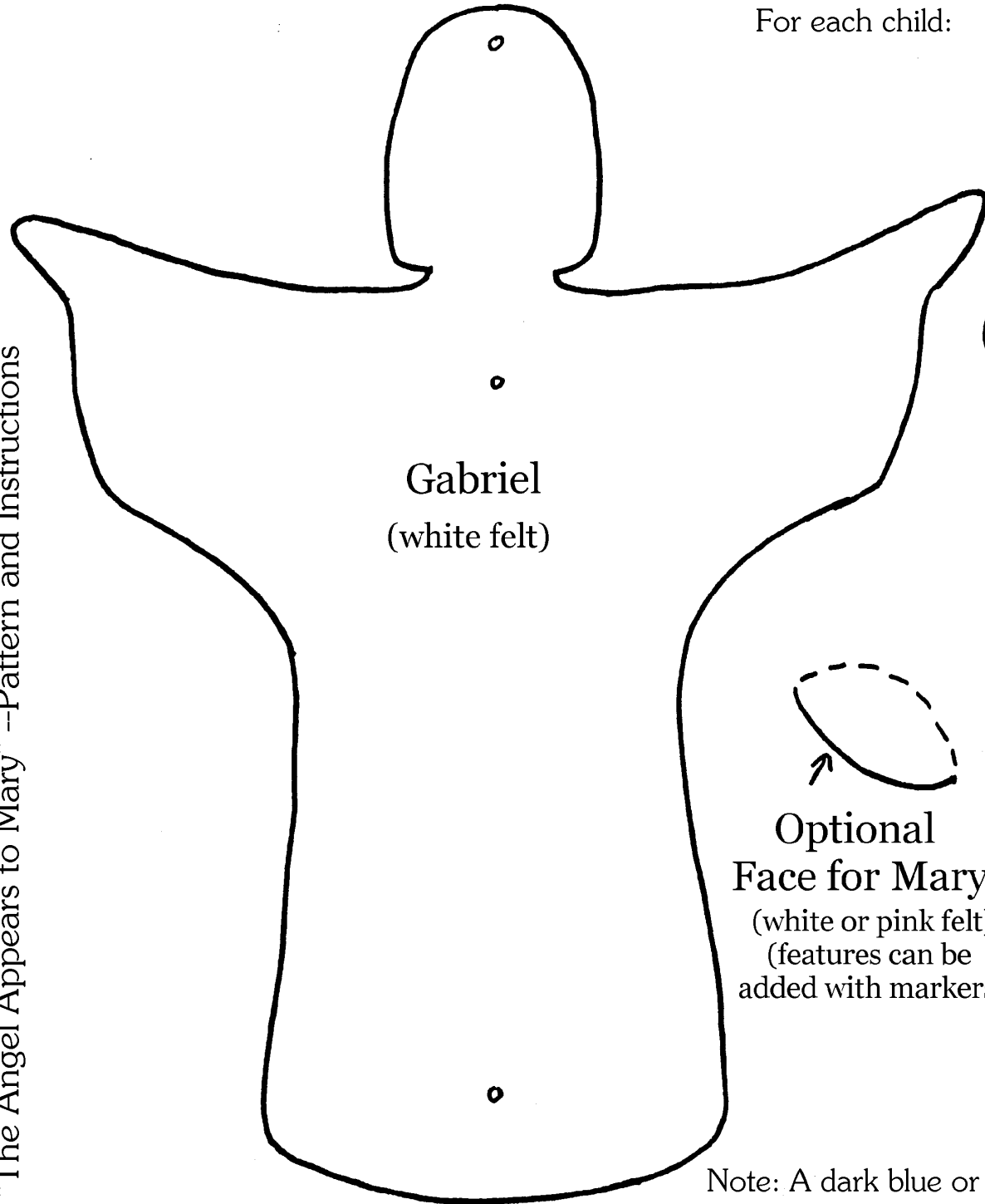
## Preschool Sunday School Lessons: Phase 1 - Lesson 13

### **IV. Teaching Aids**

- A. Picture of Mary in the *Life of Jesus* flip chart.
- B. Various picture books of the Christmas story.
- C. Flannel board with nativity figures.
- D. A nativity that the children may handle.


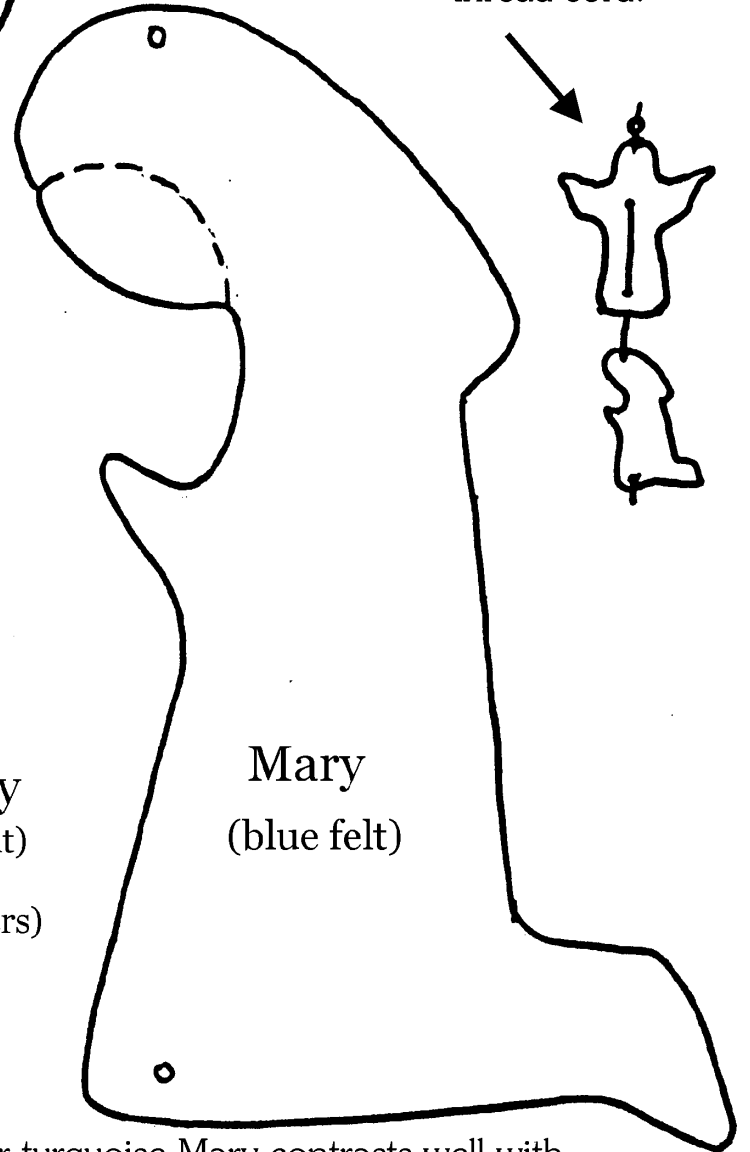
### **V. Further Reading for the Teacher**

- A. *The Sower*, Vol. 5, pp. 192-196.
- B. Dole's *Bible Study Notes*, Vol. 5, pp. 178-196. (The Dole Notes deal mostly with the story of Zacharias and the birth of John, but there are useful parts, which are relevant to this story.)



For each child: 1 angel Gabriel  
1 Mary (pink or white face optional)  
1 gold cord cut 2 ft. long  
markers, glitter, glue

When child completes the figures,  
thread cord:



Note: A dark blue or turquoise Mary contrasts well with the white angel!