

General Church Education



Family Lesson: Exodus 1-2
The Birth of Moses

[Family Talk](#)

[Level 2](#)

[Song](#)

[Level 3](#)

[Level 1](#)

[Level 4](#)

[Level 5](#)

Family Lesson 2 - A

The Birth of Moses
Exodus 1&2

Family Talk:
MOSES

(Excerpts from a Script of a Moses Story Tape)

How old do you think you were when you learned how to sing? Were you two years old? Or perhaps three? Tiny babies can't sing, can they? They gurgle and talk in their own special way. You know what *that* sounds like. And we all love to hear those happy sounds, don't we? And sometimes, when babies are hungry, they tell us another way. How do they tell us? Right! They cry! And then we want to help the baby all we can.

Here is a story about a little baby boy, just three months old. This little baby lived a long, long time ago, in a land called Egypt, far away from where you live.

He was a little *Hebrew* baby. Now in Egypt, there was a wicked king called Pharaoh, who didn't want Hebrew baby boys in his country. So the baby's mother was afraid. Listen to what she did. The Lord's Word tells us:

“And when she saw that he was a beautiful child, she hid him three months. But when she could no longer hide him, she took an ark of bulrushes for him, daubed it with asphalt and pitch, put the child in it, and laid it in the reeds by the river's bank.”

(Exodus 2:2,3)

The mother made an ark of bulrushes. That's like a basket made of long pieces of grass. And she put sticky pitch on it, like tar, to make it strong and to stop water getting in. She put the baby in it. And she put it in the water at the edge of the river, hoping someone would find him. His sister waited there to see what would become of her baby brother. Listen to the Word, and we'll hear what happened to the baby.

“And his sister stood afar off to know what would be done to him. Then the daughter of Pharaoh came down to wash herself at the river. And her maidens walked along the river's side. And when she saw the ark among the reeds, she sent her maid to get it. And when she opened it, she saw the child, and behold, the baby wept. So she had compassion on him, and said, ‘This is one of the Hebrew's children’.”

(Exodus 2:4-6)

Who found the baby in the ark? Yes, Pharaoh's daughter and her maid. And when the baby cried, Pharaoh's daughter was sad, and wanted to help the baby, didn't she? And what about the baby's sister? How happy she was to see the baby safe! And do you know what she did? Listen.

“Then his sister said to Pharaoh's daughter, ‘Shall I go and call a nurse for you from the Hebrew women, that she may nurse the child for you?’ And Pharaoh's daughter said to her, ‘Go.’ So the maiden went and called the child's mother. Then Pharaoh's daughter said to her, ‘Take this child away and nurse him for me, and I will give you your wages.’ So the woman took the child and nursed him. And the child grew, and she brought him to Pharaoh's daughter, and he became her son. So she called his name Moses, saying, ‘Because I drew him out of the water.’”

(Exodus 2:10)

Imagine, the baby's very own mother took care of him until he grew bigger. Then she took him back to Pharaoh's daughter and he became her son. Can you say this part of the story from the Word with me?

RECITATION: “So she called his name Moses, saying,
‘Because I drew him out of the water.’”
(Exodus 2:10)

Sometimes our names have special meanings. Maybe yours does. Moses' name means “drawn out,” or “lifted out” of the water. Let's say it again:

“So she called his name Moses, saying,
‘Because I drew him out of the water.’”

Moses In The Bulrushes

Based on Exodus 2

Lori Odhner

F C B \flat C F C B \flat C

Mo - ses in the bul - rush-es... Ssh— the ba - by hush - es,
 Mo - ses in the bul - rush-es... Ssh— the ba - by hush - es,
 Mo - ses in the bul - rush-es... Ssh— his sis - ter hush - es,
 Mo - ses in the bul - rush-es... Ssh— his sis - ter hush - es,

B \flat C B \flat C F C F

In a bas - ket made of reeds, — Keeps him warm and dry. —
 Pha - raoh's daugh - ter sees him there, — Hears the ba - by cry. —
 Pha - raoh's daugh - ter tells the girl, — "Find and nurse— and run!" —
 Mo - ses lives in Pha - raoh's house, — She loves him as her son. —

F C B \flat C F C F

La la la la la — la la, La la la la la —

© Lori & John Odhner. All Rights Reserved

The Birth of Moses

Exodus 1 & 2

LEVEL 1 – MAKE A LITTLE ARK FOR BABY MOSES

MATERIALS NEEDED

Small container or walnut shell

Dried grass or small sticks

Clay or play-dough (for baby)

Shallow dish

Material for “bulrushes”



MAKE A LITTLE ARK for BABY MOSES

There are a number of ways you can make it:

1.
 - a) Use part of an egg carton
 - b) Use part of a plastic container.
 - c) Use a half-walnut, although this may be a little small.

Paint the ark black. Inside the ark you can put a bed of tiny sticks or hay made of dried grass.

2. Make a tiny baby Moses to put in the ark.
 - a) Use clay or play-dough
 - b) You could make the baby from a pipe cleaner.
 - c) You might have a tiny doll.
 - d) Since Moses represents the Lord, some might like to get the baby in the Christmas creche figures and use it in this project.
3. Find a small shallow dish (preferably a dark-colored one), and fill it with water and float the “ark” in it.
4. Make the bulrushes
 - a) Look outside for some greenish-colored little plants to use for the bulrushes.
 - b) You could use silk or plastic leaves.
 - c) Cut strips from a green plastic trash bag.
 - d) Make the ‘bulrushes’ out of clay or playdough.
5. Arrange some “bulrushes” in the river and place the ark among them. It may help to glue some overlapping strips of “bulrushes” around the rim of the ark.

The Birth of Moses
Exodus 1 & 2
LEVEL 2 – MAKE A SCENE OF THE STORY

MATERIALS NEEDED

Small container
Dried grass or small sticks
Clay or play-dough
Shallow pan
Material for “bulrushes”



MAKE A SCENE OF THE STORY OF BABY MOSES

There are a number of ways you can make it:

1. Find a plastic container for the ark.
A margarine tub would be a good size.

Paint the ark black. Line the inside of the ark with dried grass or tiny sticks.
2. Make a baby Moses to put in the ark:
 - e) Use clay or play-dough
 - f) You could make the baby from a pipe-cleaner.
 - g) You might have a small doll.
 - h) Since Moses represents the Lord, some might like to get the baby in the Christmas creche figures and use it in this project.
3.
 - a) Fill a shallow cooking pan or plastic tub with water.
 - b) Add rocks and sand along one side for the river bank.
4. Make the bulrushes. Here are some ideas:
 - a) Look outside for some greenish-colored little plants to use for the bulrushes.
 - b) You could use silk or plastic greenery.
 - c) Cut strips from a green plastic trash bag. You could fringe each strip in irregular slashes, cutting out thin wedge-shaped pieces.
 - d) Make “bulrushes” from clay or playdough.
5.
 - a) Arrange some “bulrushes” in the river and place the ark among them.
 - b) Arrange the rest of the “bulrushes” as they might grow beside the river.
6. Model the larger figures of Pharaoh’s daughter and her maidens. Set them among the bulrushes on the riverbank.

The Birth of Moses
Exodus 1 & 2
LEVEL 3 – RESCUE BY A PRINCESS

MATERIALS NEEDED

A pen or pencil

BABY MOSES IS RESCUED

Your project is to do a crossword puzzle. Each word that you fill in comes from the first part of the book in the Word that we call ***Exodus***.



Exodus

The name *Exodus* is like “exit,” which means “going out.” This second book of the Word tells about the way the Children of Israel “*went out*” of Egypt.

They had been in that land for generations. This means that people lived there and had children and then died there, and then their children had children, and so forth.

Joseph and His Brothers

In verse 8 of chapter 1 we are told that there arose a king over Egypt who did not know Joseph. This means that he had no memory of who Joseph was. So he did not look upon the Children of Israel as part of a wonderful story of a young man who stored up grain and saved Egypt from famine, and then invited his family to come live in Egypt.


When Joseph’s brothers came down into Egypt each one had a wife and family. The families taken together numbered seventy persons.

What were the names of the eleven brothers? They are listed at the beginning of this chapter. You may be interested to know that long before the book was called “Exodus” it was called by a Hebrew phrase meaning “Now these are the names.”

Project

Read Exodus 2:1-10. Then do the crossword puzzle on the next page.

A crossword puzzle about the baby Moses



The ruler of (11 across) had decreed that all (7 across) (9 down) babies were to be (5 across). One family however decided to disobey the order. Instead they made a small (4 across) and hid the child in it on the (3 down) bank. Pharaoh's (6 down) came to (2 down) in the river and discovered the child and she decided to care for it. The child's (12 across) meanwhile had been watching and volunteered to get a (8 across). Of course she got her (10 across). Eventually the child was big enough to live with Pharaoh's family. He was given the name (1 down)

The Birth of Moses

Exodus 1& 2

LEVEL 4 – MOSES

You remember the story in the book of Genesis that told of the Children of Israel finally going into Egypt. Their brother Joseph was a ruler there under Pharaoh, the chief ruler. Joseph was reunited with his brothers, and gave them land and cared for them in Egypt.

But when we read in the Word in the book of Exodus, it says that after Joseph died “...there arose a new king who did not know Joseph” (*Exodus 1:8*). Then the Israelites began to be badly treated by the Egyptians. A terrible new law was made that said all the sons born to Hebrew women should be killed.

This brings us to a story probably very familiar to you—the story of Moses. His mother kept him alive for three months, but when he could no longer be hidden, Pharaoh’s daughter found the baby’s own mother to care for him, and he became the son of Pharaoh’s daughter. She called his name *Moses* because she took him out of the water.



“She built an ark of bulrushes for him, daubed it with asphalt and pitch, put the child in it, and laid it in the reeds by the river's bank. And his sister stood afar off, to know what would be done to him. Then the daughter of Pharaoh came down to wash herself at the river. And her maidens walked along the riverside. And when she saw the ark among the reeds, she sent her maid to get it. And when she had opened it, she saw the child, and behold, the baby wept. So she had compassion on him...” (*Exodus 2:2-6*)

Hieroglyphics

The land of Egypt was an interesting place for a young man to learn to read and write. Its language was made up of over 600 picture signs called hieroglyphics. Many of these pictures were quite beautiful and sometimes painted in rich, bright colors and meticulous detail.



















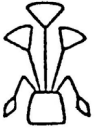

Project

The following 3 pages contain different exercises for you to practice making Egyptian hieroglyphics, as well as some of your own picture signs (also called pictographs).

Sometimes hieroglyphics were pointed onto stone walls. After you’ve had some practice drawing hieroglyphics on the following pages, you may enjoy painting your favorite one. Find a large stone with a fairly flat surface. Lightly sketch your hieroglyph with a piece of chalk. Then paint your hieroglyph with acrylics, adding some of your own details if you wish.

Hieroglyphs of Ancient Egypt

Can you copy some of these symbols? Which are your favorite?

Symbol	name	meaning of symbol	your copy	Symbol	name	meaning of symbol	your copy
	ankh	eternal life			sun	God	
	djed column	stability			sky	heaven	
	was scepter	power			shen	infinity	
	lotus	sun, creation, rebirth			cobra	protection	
	scarab	rebirth after death			wedjat eye	protection	
	feather	truth			mountain	life after death	
	wing	protection			tree	life or rebirth	
	nest	life after death			nefer	goodness, beauty, happiness	
	lion	protection			raised arms, "Ka"	the soul	
	papyrus clump	life			star	eternal life	

Communicating with Pictographs

Make a pictograph to symbolize each of these things.

sun	mountain	river	star	tree
school	soccer	birthday	painting	Christmas
walk	swim	carry	fly	love
worship	protect	marriage	eternal life	patriotism


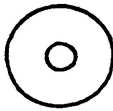

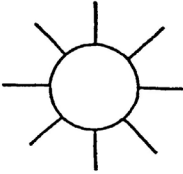














Which are the easiest things to make symbols for?

Which are the most difficult ones to make into a pictograph?

Compare your pictographs with those made by a partner. Put a star by any that are not similar.

Now compare your top row of pictographs with those from ancient cultures. Put a check by any of your pictographs that look like one from another culture.

Comparing Pictographs from Various Cultures

What is it	Cuineiform	Hieroglyph	Chinese	Native American	Your Own
sun					
mountain					
river					
star					
tree					

The Birth of Moses

Exodus 1 & 2

LEVEL 5 – TO HAVE COMPASSION



The birth of Moses into this world was a very important step in the history of the Israelitish nation. As you know it was Moses who was later called by the Lord to lead the Children of Israel out of slavery, through the wilderness to the river Jordan and the Promised Land.

The Lord's Providence

Imagine what would have happened to the children of Israel if Moses had not survived his birth. Everything about this story shows us something about the way the Lord's Providence works. For the Lord's Providence works through people and the way people feel.

One illustration of this principle is in the reaction of Pharaoh's daughter when she first saw Moses. You remember that the story says when she looked into the ark and saw the child "she had compassion on him." To take pity on a suffering innocent baby is a normal kind of feeling. But in this story we see how the Lord used that sense of compassion on the part of Pharaoh's daughter to provide for the protection of His people and their eventual release from the Egyptians.

Compassion

In discussing this story the *Arcana Coelestia* 6737 states the following concerning compassion:

"And she took pity on him" means being alerted by the Divine. This is clear from the meaning of 'taking pity' as an influx of charity from the Lord, for when anyone looks with charity on someone in distress, as Pharaoh's daughter does here on the child crying in the box made of rush, a feeling of compassion is aroused. And since the feeling is stirred by the Lord, it is an alerting by Him. Indeed when people who are perceptive have feelings of compassion they know that they are being alerted by the Lord to offer help.

(Arcana Coelestia 6737)

The Lord Leads You

Now, think of your own life and how the Lord leads you. The Lord leads you in the same way that He led Pharaoh's daughter. He leads you by the feelings you have. Feelings of compassion for those who are in need are good feelings from the Lord given so that we will respond and help when possible.

Many Ways to Do Good

Think of some of the things in our world which need your care. How do you react to endangered species? Take as an example the seals that were being killed for their fur, or the whales that were being killed at such a rate that the existence of whales was threatened. The thought that certain magnificent creatures like whales should be threatened with extinction and never again exist on this earth really touches some people. This may or may not be a cause that particularly touches you. The point, however, is that we should be aware that in Providence different needs touch different people.

Now, widen your horizons beyond just the preservation of endangered species. There are many other causes in the world that really touch certain people. There is the matter of the environment, the pollution of pure streams and rivers, and even the ocean, also acid rain and the like. There is the erosion of freedom in certain areas. Maybe the stopping of prayer in schools. There are matters of discrimination against minorities that arouse some people's attention and determination. Then there are movements in the world that appeal to us which and we want to support. Think of things you would care to support if you had the means to do so.

What about medical research? What things would you want to support more than others? Research into multiple sclerosis? Cancer? Other diseases that kill little children? Blindness? Would you support programs that would help orphans? Would you be a big brother or sister to a child as part of a program?

The Four Faces of Charity

Now, consider the four faces of charity. According to the Writings, in order to be a charitable person we must weave together in our life four different kinds of charitable acts:

1. **Charity itself**, which is to do our everyday job as well as we can.
2. **The duties or obligations of charity**, which means accepting the responsibilities that go with being a citizen and a member of a family— to pay taxes, to take care of chores around the house and the like.
3. **The benefactions of charity**, which are good deeds—things that we can choose to do in order to be of service to mankind.
4. **The diversions of charity** are best described by the phrase “having fun”— good healthy recreation which we enjoy in our spare time.

These four faces of charity are given in order of importance. Into which category or categories do the kinds of things we have been speaking about fit? In balancing your acts of charity, how many of the above things do you think you can do? Remember, they are all good.

Application:

Make a list of causes that have either aroused your concern, or the concern of people you know. Discuss ways in which you think you could help each of these causes if you chose to.

.....

.....

.....

.....

.....

.....

.....

.....

.....

.....

.....

.....

.....

.....

.....

.....

.....

.....

.....

.....

.....

.....

.....

.....

.....

.....