

RELIGION PROJECTS







Designed by Lori Odhner, Wendy Hoo, and Sonia Werner

Text: Revelation 21:9-27

Subject: The Holy City

Dole Notes: Volume: 6 Chapter: 156 Page: 302

Age Group: Junior: 9-11

Basic supplies:      

Materials: tape, glue or stapler

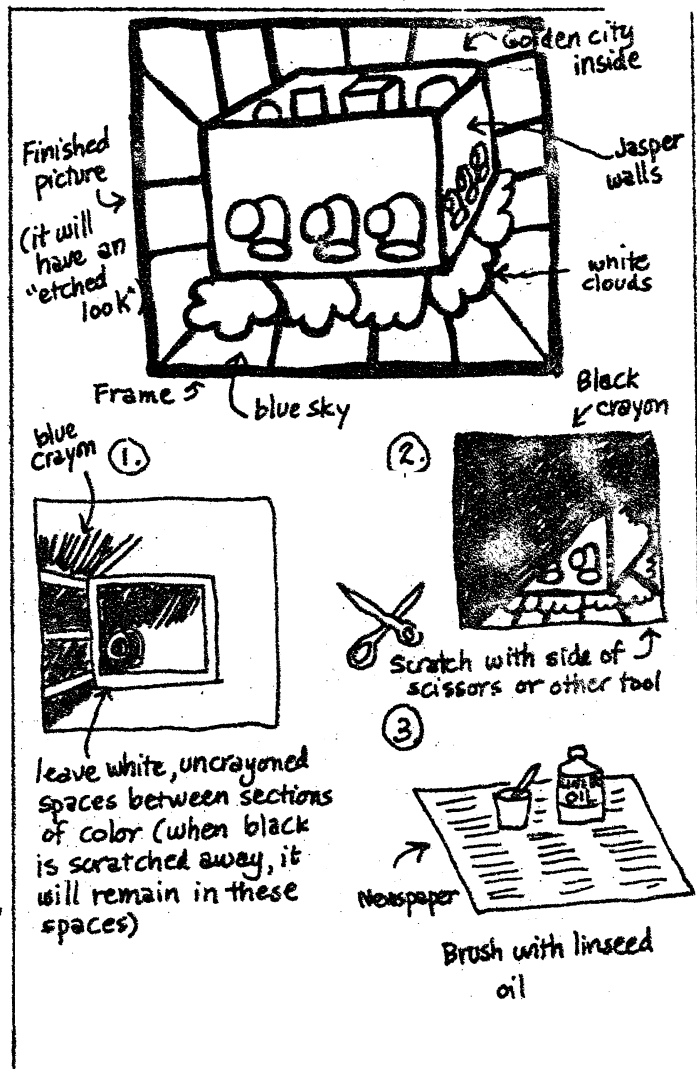
- linseed oil
- white paper, black paper
- crayons (lots of black)
- tools to scratch with (nutcracker, nail, bobby pins, knife, scissors)
- brushes, newspapers, smocks

Teacher preparation:

- make sample
- put linseed oil in a cup and set up newspapers
- cut black paper in strips

procedure:

- with crayon, draw the city like a stained glass window with white lines separating colors (draw heavily, leaving no white)
- put picture on newspaper
- using wide strokes and black crayon, cover colors with black and then scratch the black away (lines will stay black)
- when every block of color is done, paint with linseed oil, let dry
- frame with black paper (tape, glue or staple at edges)



Notes: tape to window so light shines through

MUSIC: first songs: ||

12 Disciples; 12 Sons of Israel
Lori's tape: 1 Saw a New Heaven
Liturgy: 483; 456; 402; 454, 501