

Story Line for the Life of Samson **(Judges 13-16)**

A storyline graphs the ups and downs of events. From your knowledge of Samson's life, which do you think would picture the story of Samson's life better—a straight line or a jagged line?

To see what Samson's story line looks like, consider 10 key events in Samson's life starting with the angel announcing his birth and ending with his death. Decide whether an event is happy, sad, or somewhere in between.

As you work on Samson's story line, remember that Samson pictures the power of the Word to conquer evil. When Samson is victorious over his enemies, this is like the times when we look to the Lord in His Word and experience a victory over evil. Like Samson, we will have ups and downs in our lives, but if we are sorry when we have done wrong and return to following the Lord, we know that our life in heaven will be happy.

A General Introduction to Making a Story Line

This is an exercise that can help students reflect on which parts of a story are happy or sad. This can generate considerable discussion in a family or group of students, depending on the story. We are enclosing an activity sheet that can be used for this activity and some alternatives.































The first step is to identify 6-10 key events in a story. To make the story line, you will need to decide whether each event is happy or sad or somewhere in between. Take for example, the story of Daniel in the lions' den. Is "Daniel praying to the Lord in his room" an event that is happy, sad, or somewhere in between? Note that there is a neutral, middle line on the story line chart. Anything above the line is happy, and anything below the line is sad. The degree of happiness or sadness is shown by how far away from the middle line it is placed.

The story line can be plotted out on paper (see below) or on a chalkboard. You can also write the events on index cards, place them in sequential order, and then arrange them on a table or the floor (making the neutral line with a rope or masking tape). Another alternative is to have each person represent one event and stand "above" or "below" the neutral line.

Decide whether you want to make a story line showing your response to each event or showing how a character in the story responded to the events. Discussion is key here! Make 2 separate story lines if students disagree and have good reasons for different points of view.

Story Line for the Life of Samson

Decide whether each event is happy or sad. Draw a line going up and down from left to right to show how the different parts of this story make us feel.

Very happy										
Rather happy										
A little bit happy										
Neutral or mixed feelings										
A little bit angry or sad										
Rather angry or sad										
Very angry or sad										
Events in the Story	Angel says Samson will be born and be a Nazirite.	Samson is born and the Lord blesses him.	Samson kills a lion and later finds honey.	Philistines answer riddle with help from his wife.	Samson uses foxes to burn grain, vineyards, olive groves of enemy.	Samson lets men of Judah bind him and take him to the Philistines.	Samson kills a thousand Philistine men with the jawbone of a donkey.	Samson loves a woman named Delilah.	Delilah cuts his hair, and he loses his strength. He is put in prison.	Samson kills many Philistines when he dies.