

RELIGION PROJECTS







Designed by Lori Odhner, Wendy Hoo, and Sonia Werner

Text: John 15

Subject: The Parable of the Vine

Dole Notes: Volume: 6 Chapter: 145 Page: 139

Age Group: Junior, 9-11

basic supplies:      

materials: knife, glue or tape

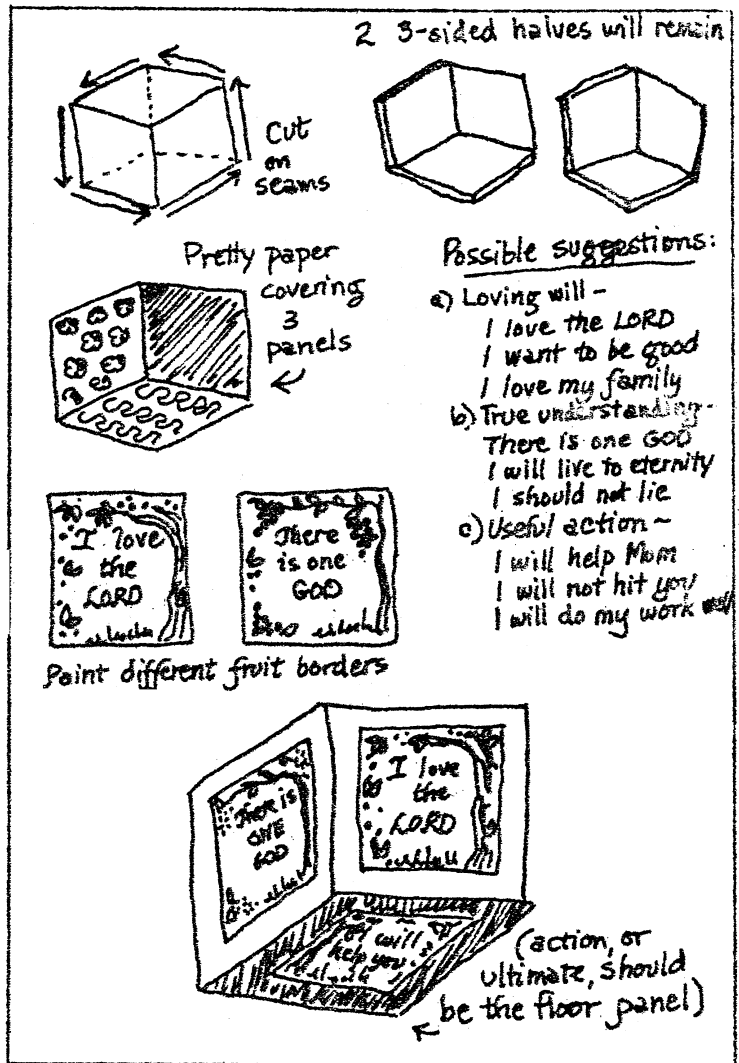
- boxes (about 12" to 16" big, 1 per 2 children, unless not in good condition)
- nice white paper (3 per child)
- nice markers or calligraphy pens
- watercolors, brushes, water in cups
- large colored paper or wrapping paper or wallpaper

teacher preparation:

- mend any flimsy sides of the boxes, or else have extra boxes
- have pictures of figs, grapes, and olives growing
- have real figs, grapes and olives!
- have ideas of will, thought and action in mind

procedure:

- cut box in half along seams, so that 3 whole sides remain intact
- glue or tape colored or pretty paper to the 3 inside panels
- on one piece of white paper, draw an olive tree bordering an example of a loving "will" written in your nicest writing
- on second piece of paper draw a grape vine bordering an example of a truth "understanding" or thought, written nicely
- on third piece of paper draw a fig tree bordering an example of a useful "action", written nicely
- glue or tape on the 3 walls (these are the 3 dimensions of a good life)



notes: wallpaper stores usually give away old sample books to Sunday Schools

- you could have examples of alphabets from lettering and calligraphy books ~ you could use red for the will background, blue for understanding, green for use

MUSIC: first songs:

I am sent by the LORD
Lori's tape: You are the Vine (Tape III)
Blessed is He that feareth

Liturgy: 571