

## RELIGION PROJECTS







Designed by Lori Odhner, Wendy Hoo, and Sonia Werner

Text: John 11: 1-46

Subject: The Raising of Lazarus

Dole Notes: Volume: 6 Chapter: 143 Page: 110

Age Group: Primary, 6-8

basic supplies:      

### materials:

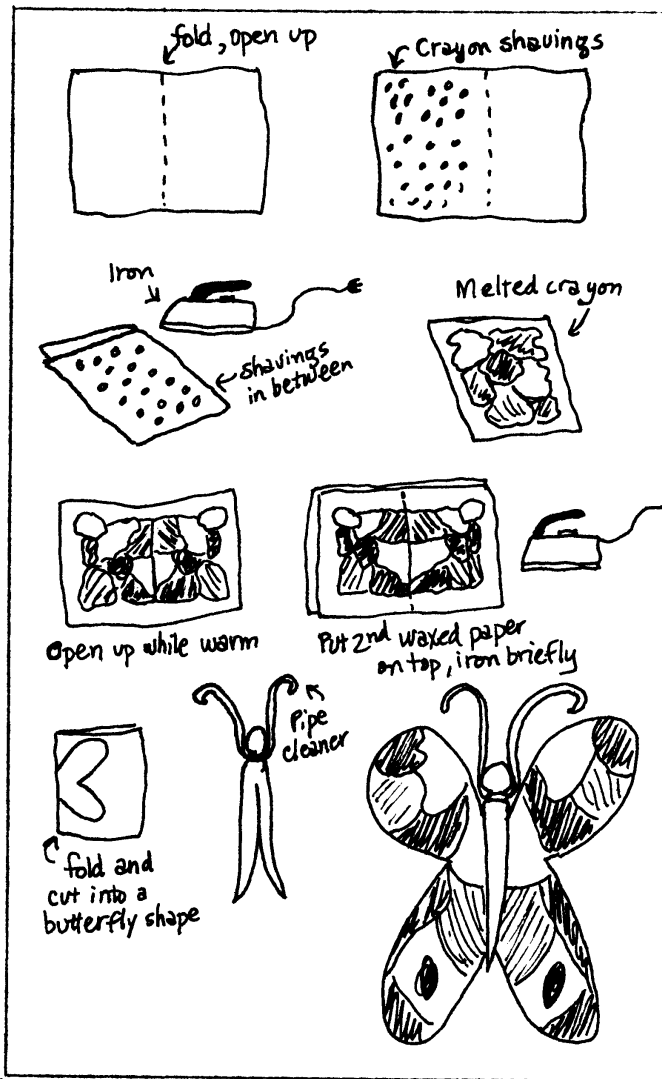
- waxed paper
- old crayons, peeled
- scissors, glue
- clothespins, pipe cleaners
- paint, brushes, smocks
- iron, newspapers

### teacher preparation:

- make sample
- set up newspapers to iron on
- cut waxed paper into pieces, 2 each (6" to 10" approx.)
- you may want to read or show them the book *Papillon* by Chauncey Giles (General Church Book Center)

### procedure:

- paint clothespin, let dry
- fold one piece of waxed paper in half ~ on one half, scrape crayon shavings with a scissors (try to keep colors separate or they will blend into a gray-brown)
- fold waxed paper over shavings, iron with a warm iron
- while still warm, open up waxed paper, lay second waxed paper on top and iron again briefly
- cut into butterfly shape (while folded)
- wrap pipe cleaner around clothespin for ant
- glue waxed paper wings to clothespin body



notes: talk about how the caterpillar "dies" in a cocoon and then comes alive as a beautiful butterfly; if you had a real cocoon to show them that would be great.

MUSIC: first songs: 6, 7, 8 (bottom)

Lori's tape: You wake up

Liturgy: 463; 501